

# **Molluscan type specimens in the Natural Science Museum of Barcelona and the Natural History Museum of Valencia**

**Alberto Martínez–Ortí**

Natural History Museum of Valencia  
and Department of Zoology, Faculty of Biological  
Sciences, University of Valencia, Spain

**Francesc Uribe**

Natural Science Museum of Barcelona, Spain

Doi: <http://doi.org/10.32800/amz.2008.06.0001>

***Molluscan type specimens in the Natural Science Museum of Barcelona and the Natural History Museum of Valencia***

*Arxius de Miscel·lània Zoològica*, vol. 6(2008): 1–156

A. Martínez–Ortí & F. Uribe

Published by the Natural Science Museum of Barcelona and the Natural History Museum of Valencia.

Year of the electronic version: 2008

Editing and layout: Montse Ferrer

Linguistic advisers: Jordi Curell and Carolyn Newey

## **Index**

Preface .....	4
Introduction .....	5
References .....	7
Museu de Ciències Naturals de Barcelona .....	8
Museu Valencià d'Història Natural .....	10
Index of the catalogue of type specimens .....	12
Catalogue of type specimens .....	16
Acknowledgements .....	152
Nomenclatural index .....	153

## **Preface**

With great pleasure I accept the invitation to write some introductory words to this important review of the type specimens of molluscs kept in the collection of the Museu de Ciències Naturals de Barcelona and the Museu Valencià d'Història Natural.

Such specimens are among the most important treasures in natural history museums. Complementary to the system developed by Linnaeus, they form the basis of the system of zoological nomenclature. Without a firm foundation of that kind, the names of our species would be floating and international scientific contacts among biologists would be far more difficult. Here Latin, or a derivative of it (not always linguistically admirable), still is the language of science.

Both museums should be proud of this book. Despite the importance of such data, similar surveys are not yet available for many comparable institutional collections. Once more, I conclude that malacology is flourishing in Spain. A book like this could not be composed some decades ago, simply because hardly anybody seemed to be interested then. This has changed completely and in a very positive way. I congratulate Alberto Martínez–Ortí and Francesc Uribe, and I hope that this review will be used by many malacologists, contributing to a better understanding of the wonderful world of molluscs.

Prof. Dr. E. Gittenberger  
National Museum of Natural History Naturalis  
Institute of Biology, Leiden University

## Introduction

Publication of catalogues of type specimens is recommended by the International Code of Zoological Nomenclature, but compilation of this catalogue was mainly prompted by a sense of commitment towards the preservation of our collections. As the past and present works of so many researchers have been transferred to our institutions through donation of type specimens, we recognised the need and the interest in publishing data on these collections in as practical a way as possible. Those of us involved in this arduous task at the Museu de Ciències Naturals de Barcelona and at the Museu Valencià d'Història Natural devoted much of our professional time to locating potential type specimens housed in the museums' storage facilities. Data on these specimens were then scrutinized and compared with references provided in the taxonomic literature so as to confirm the validity of a type or to suggest the need to assign a new category of type for a determined sample (Martínez–Ortí & Robles, 1996; Martínez–Ortí, 1999, 2001; Martínez–Ortí et al., 2004). Compiling this catalogue as a joint venture between the two museums was the catalyst that spurred us on to reach our goal.

Joint ventures of this type are unusual. However, we feel that it is helpful for potential readers to dispose of a catalogue of type specimens in which detailed information from two institutions is provided in a way that is as clear and as explicit as possible. There is a growing trend in communication practice to draw sources of information together rather than keep them separate for personal or institutional self-centredness. This alliance between two museums to jointly publish a catalogue of collections is a modest but significant example of federation of data. Furthermore, we consider it adds considerable value to the publication of a catalogue of type specimens such as this.

A brief historical tour of the collections of molluscs at each of the two museums is given on the continuing pages, immediately before the catalogue itself. The project of publishing this type catalogue has also served to foster the interest of scientists from fields other than malacology. We are highly satisfied that a study on the history of Catalan malacology until the end of the 19<sup>th</sup> century is about to be published (Gómez–Alba, in press).

The structure of the catalogue is essentially pragmatic and oriented to the user. The information provided for each species or subspecies with a type specimen in our museums includes:

- taxonomic hierarchy from Order to Family. The general references considered to indicate the higher rank taxonomy are those of the project *Fauna Europaea* (<<http://www.faunaeur.org/>>) and the compilation by K. C. Vaught: *A Classification of the Living Mollusca*, published by the American Malacologists, Inc. in 1989.
- original scientific name, author and year of publication.
- complete bibliographic reference where the new taxon is described. If needed, in long papers, the page and/or figure numbers are given to facilitate location of specific information.
- transcription of the type locality, as mentioned in the aforementioned paper. Comments are given in some cases to update toponymy or help location on a map.

- type specimens housed in our institutions, with data concerning category of the type, record number, geographic provenance, number of specimens and preservation method, and also the collection it may have belonged to prior to housing in the museum. The acronyms are MZB for zoology collections at the Museu de Ciències Naturals de Barcelona and MVHN for those at the Museu Valencià d'Història Natural.
- type specimens housed at other institutions.
- current name.
- complete bibliographic reference of papers where the taxon is reviewed and updated. Explanations on updating reasons are included.
- nomenclatural comments that could be of special interest to readers.
- brief gallery of photographic images.

Each taxon fills a whole page of this catalogue. From this, all useful information can be extracted without codes or cross-references to other pages. Taxons are in strict alphabetical order.

Exact copies of this electronic catalogue have been distributed (in accordance with the International Code of Zoological Nomenclature, article 8.6) to the libraries of the following institutions:

- Museo Nacional de Ciencias Naturales, Madrid
- Naturalis, Nationaal Natuurhistorisch Museum, Leiden
- Real Sociedad Española de Historia Natural, Madrid
- Universitat Autònoma de Barcelona
- Universitat de Barcelona
- Universitat de València

A further copy has been sent to the *Zoological Record*, published by BIOSIS UK, in accordance with recommendation 8A of the ICZN.

## References

- Gómez–Alba, J., in press. Historia de la malacología catalana (siglos XVIII–XIX). *Monografies del Museu de Ciències Naturals*.
- Martínez–Ortí, A. & Robles, F., 1996. Sobre los ejemplares tipo de algunos gasterópodos terrestres valencianos. *Libro de resúmenes: 76–77* (D. Moreno, Ed.). XI Congreso Nacional de Malacología.
- Martínez–Ortí, A., 1999. Moluscos terrestres testáceos de la Comunidad Valenciana. Ph. D. Thesis, Universitat de València. 743 pp. + 31 plates.
- Martínez–Ortí, A., 2001. The mollusc type specimen's preliminary study of the Museu Valencià d'Història Natural (Valencia, Spain): 209 (L. von Salvini–Plawen, J. Voltzow, H. Sattmann & G. Steiner, Eds.). World Congress of Malacology, Viena, Austria.
- Martínez–Ortí, A., Uribe, F. & Nebot, J., 2004. Preliminary study of the type specimens of the malacological collections deposited in the Museu de Zoologia de Barcelona (Spain). In: *Molluscan Megadiversity: Sea, land and freshwater*. 96–97. World Congress of Malacology, Perth, Western Australia.

## Museu de Ciències Naturals de Barcelona

Formerly known as the Museu Martorell, the Museu de Ciències Naturals de Barcelona was first opened to the public in 1881. Brothers Francisco and Manuel Martorell y Peña had donated a large number of natural history, archaeology and ethnology collections to the city of Barcelona, along with sufficient funds to construct a museum, the first to be specifically built for this purpose in Barcelona.

Francisco Martorell y Peña's malacological collection stood out among these donations for its variety of species obtained from a wide geographic area. The number of records at the museum has now increased to over 100,000 as the result of further donations and collection projects.

The museum is linked to many eminent names in the history of malacology in Catalonia. Arturo Bofill y Poch (1846–1929), researcher and museum director, led the eclosion of malacological studies in Catalonia in the early 20th century. A prestigious mollusc specialist, Fritz Haas (1886–1969), helped Bofill in his attempts to inventory the malacological fauna of Catalonia. A researcher at the Senckenberg Museum of Frankfurt, Haas was trapped in the Pyrenees when World War I broke as the land route to Germany was closed. Fortunately, he made contact with the museum of Barcelona and together with Bofill y Poch a prolific and vigorous group of Catalan malacologists was founded. As a result of this collaboration, the museum published Haas' book (1929) *Fauna malacològica terrestre y de agua dulce de Cataluña* (Terrestrial and freshwater molluscan fauna of Catalonia). Bofill y Poch's collection is still housed at the museum today, though there are few of the samples collected by Haas.

Amist the multiple series of studies devoted to the molluscs of the Pyrenean valleys a third contributor stands out. Juan Bautista de Aguilar–Amat (1882–1936), a mastozoologist and malacologist, was the curator and also director of the museum at the time. His field work yielded large collections, presently housed at the museum, that bear witness to his stature as a scientist in both the field and in laboratory. A relevant part of the type specimens at the museum of Barcelona listed in the present catalogue are the result of the taxonomic work of Bofill and Aguilar–Amat.

Other notable collections at the museum were donated from personalities who played relevant roles in the history of natural science in Catalonia: Chia, Maluquer y Nicolau, Serradell and Torres Mínguez, among others.

Later, prestigious malacologists such as Carlos Altimira (1918–1983) and Miquel Bech (1919–2006) contributed decisively to the study of the Catalan malacofauna and their connections with the museum have done much for promoting scientific knowledge of the centre's collections.

Luis Gasull (1918–1982) merits special mention. A prolific author he published a great number of scientific papers on the molluscs of the Balearic Islands and the region of the Spanish Levante. His authoritative works consist of an abundant and meticulously documented collection as well as a complete library of molluscs that reflects his lifelong enthusiasm and dedication. Gasull's entire malacological heritage—his collections and his library—is housed in the museum.

Bofill, Aguilar–Amat and Gasull make up the core of authors describing new taxa dealt with in the present catalogue. The museum has samples of all of these thanks to the generous donation of their collections.



In more recent times, Edmund Gittenberger studied a large part of the Barcelona museum's collection and he published several taxonomic reviews (1973) on the subfamily Chondrininae. These are frequently referenced in the present catalogue.

And since 1995, Alberto Martínez–Ortí has published several of taxonomic reviews of different species, in many cases based on type specimens from the museum's collection.

## Museu Valencià d'Història Natural

The Museu Valencià d'Història Natural opened its doors in December 1984 under the name "Museo del Medio Ambiente" [Environment Museum]. It was constructed and is maintained by two local government bodies, the City Council and the Regional Council of Valencia. Currently, several departments of the Autonomous Valencian Government lend support to the museum through their collaboration.

The Museu Valencià d'Història Natural started off with two significant collections of Valencian naturalists: the malacological collection Siro de Fez and, the entomological collection Torres Sala.

The former was the result of several decades of meticulous work as is illustrated by the collections of numerous samples of molluscs, including freshwater, marine and land species from all over the world. Siro de Fez had a close relationship with malacologists from each and every continent and was therefore able to compile a huge collection: more than 80,000 records belonging to approximately 3,500 species. All the main groups included in the phylum Mollusca are represented. After his death, his widow, Rosa Pujol, and his children donated his collection to the former Valencian Board of Natural Sciences, now the Valencian Board of Zoology Ignacio Docavo.

As part of his scientific legacy, Siro de Fez also left a pioneering work on Ascoglossan molluscs and Nudibranchs, a beautifully illustrated book with over 325 pages where three new taxons are described. This book was published in 1974 following his death. Siro de Fez's scientific writings have contributed significantly to the understanding of the biology of snails from several regions in Spain and incorporate the description of three new taxons.

On his death in 1974, Juan de Torres Sala bequeathed his valuable entomological collection to the city of Valencia. The Entomological Foundation Torres Sala was created to preserve this heritage of over 75,000 specimens of 6,500 species from all over the world. As well as a great number of samples of exotic species, his accurate and intensive work allowed him to assemble a large collection of Coleopteran insects from the region of Valencia. Part of this collection had been donated by another Valencian entomologist, Emilio Moroder. It is gratifying that Juan de Torres Sala lived to see his book on beetles and butterflies published; entitled *Catálogo de coleópteros y lepidópteros de todo el mundo* it was printed in two volumes of over 450 pages by the Valencian Government.

The Museu Valencià d'Història Natural's prestigious natural history heritage, most of which originates from the region of Valencia, has been preserved to date thanks to the efforts and commitment of the Entomological Foundation Torres Sala and the Valencian Board of Natural Sciences, in both cases with Professor Ignacio Docavo Alberti as Director. His guidance and leadership were fundamental for the birth of the Museu Valencià d'Història Natural. The Museum was designed to promote research, conservation and education in all fields related to there was considerable of financial constraint, followed by an era of political change. In the seventies and early eighties these valuable collections were restored and housed in the current building located on Petxina Boulevard in the city of Valencia. Since its opening in 1984, this natural science legacy has been open to the public.

In more recent times, in the nineties, the museum incorporated the malacological collections of Alberto Martínez–Ortí and Vicent Borredá, the annelids of Antonio Pérez Onteniente and the dipluran of Alberto Sendra, as well as various other donations from Valencian amateurs and museum collaborators. Together with the projects undertaken with researchers associated to the museum, the numbers of specimens and species of non–arthropod invertebrates in the museum’s collections have increased significantly.

## Index of the catalogue of type specimens

### A

- Abida cadica brauniopsis* Altimira, 1963 **16**  
*Abida secale brongersmai* Gittenberger, 1973 **17**  
*Abida secale cadicensis* Gittenberger, 1973 **18**  
*Abida secale elegantissima* Gittenberger, 1973 **19**  
*Abida secale meridionalis* Martínez–Ortí, Gómez & Faci, 2004 **20**  
*Amnicola globulus* Bofill, 1909 **21**

### B

- Barcania (Barcania) chaligi* Brandt, 1956 **22**  
*Barcania (Barcania) kaltenbachi* Brandt, 1956 **23**  
*Barcania (Barcania) kaltenbachi barceensis* Brandt, 1958 **24**  
*Barcania (Barcania) kaltenbachi streyi* Brandt, 1958 **25**  
*Barcania (Barcania) klaptoczi gambettae* Brandt, 1956 **26**  
*Barcania (Barcania) klugi* Brandt, 1956 **27**  
*Barcania (Barcania) nizeli* Brandt, 1956 **28**  
*Barcania (Torbana) pabsti* Brandt, 1956 **29**  
*Bythinella batalleri* Bofill, 1925 **30**  
*Bythinella brevis persuturata* Bofill, Haas & Aguilar–Amat, 1921 **31**  
*Bythinella perilongata* Altimira, 1958 **32**  
*"Bythiospeum" gloriae* Rolán & Martínez–Ortí, 2003 **33**

### C

- Carinigera (¿Bathyclista) schuetti* Brandt, 1962 **34**  
*Cerion monaense* Clench, 1951 **35**  
*Cerion (Maynardia) pineria* Dall, 1896 **36**  
*Cerion (Umbonis) turnerae* Clench & Aguayo, 1952 **37**  
*Chondrina altimirai* Gittenberger, 1973 **38**  
*Chondrina calpica altenai* Gittenberger, 1973 **39**  
*Chondrina gasulli* Gittenberger, 1973 **40**  
*Chondrina klemmi* Gittenberger, 1973 **41**  
*Chondrina kobeltoides* Gittenberger, 1973 **42**  
*Chondropoma superbum* Henderson & Simpson, 1902 **43**  
*Cochlostoma bicostulatum* Gofas, 1989 **44**  
*Cochlostoma gigas* Gofas y Backeljau, 1994 **45**  
*Cochlostoma oscitans* Gofas, 1989 **46**  
*Cochlostoma (Apolloniana) susaense* Brandt, 1958 **47**  
*Cryptosaccus asturiensis* Prieto & Puente, 1994 **48**

### D

- Deroceras roblesi* Borredà, 2003 **49**  
*Doto susanae* Fez, 1962 **50**

**G**

- Gigantomilax (Vitrinoides) benjaminus* Borredá & Martínez–Ortí, 2008 **51**  
*Granaria braunii marcusii* Gittenberger & Ripken, 1993 **52**  
*Gulella cacuminata* Ortiz de Zárate & Ortiz de Zárate, 1955 **53**  
*Gulella (Paucidentina) oloitae* Ortiz de Zárate & Ortiz de Zárate, 1955 **54**  
*Gulella (Costigulella) poeensis* Ortiz de Zárate & Ortiz de Zárate, 1955 **55**

**H**

- Hatumia pseudogasulli* Arrébola, Prieto, Puente & Ruiz, 2006 **56**  
*Helicella (Candidula) camporroblensis* Fez, 1944 **57**  
*Helicella (Xeroplexa) claudinae* Gasull, 1963 **58**  
*Helicella (Xeroplexa) cuerdae* Gasull, 1963 † **59**  
*Helicella frater ferreri* Jaeckel, 1952 **60**  
*Helicella (Xeroplexa) frater muntaneri* Gasull, 1963 **61**  
*Helicella (Xeroplexa) frater pobrensis* Gasull, 1963 **62**  
*Helicella (Xerotricha) mariae* Gasull, 1972 **63**  
*Helicella (Candidula) najerensis* Ortiz de Zárate, 1950 **64**  
*Helicella (Xeroplexa) ortizi* Gasull, 1963 **65**  
*Helicella (Xeroplexa) ortizi calderensis* Gasull, 1963 **66**  
*Helicella (Xerotricha) parabarcinensis* Ortiz de Zárate, 1946 **67**  
*Helicella (Candidula) rocandioi* Ortiz de Zárate, 1950 **68**  
*Helicigona (Chilostoma) desmoulinsi bechi* Altimira, 1959 **69**  
*Helicopsis conspurcata gradata* Aguilar–Amat, 1933 **70**  
*Helix aguilar* Fez, 1947 **71**  
*Helix beckeri* Kobelt, 1900 † **72**  
*Helix (Candidula) caroli scopulicola* Bofill & Aguilar–Amat, 1924 **73**  
*Helix desmoulinsi* var. *atricha* Bofill, 1915 **74**  
*Helix jeschaui* Ortiz de Zárate, 1949 **76**  
*Helix montserratensis* var. *betulonensis* Bofill, 1879 **77**  
*Helix montsicciana* Bofill, 1890 **78**  
*Helix pallaresica* Fagot, 1886 **79**  
*Helix (Archelix?) pythiusensis* Bofill & Aguilar–Amat, 1924 **80**  
*Helix ripacurcica* Bofill, 1886 **81**  
*Helix salvanae* Fagot, 1886 **82**  
*Helix zapateri* Hidalgo, 1870 **83**  
*Hermoea carminis* Fez, 1962 **84**

**I**

- Iberellus minoricensis palumbariae* Aguilar–Amat, 1933 **85**  
*Iberus gualtieranus mariae* Cobos, 1979 **86**  
*Iberus gualtieranus ornatissimus* Cobos, 1979 **87**  
*Iberus rositai* Fez, 1950 **88**

**M***Moitessieria ollerii* Altimira, 1960 **89***Montenegrina (Beieriella) irmengandis* Klemm, 1962 **90****N***Nenia subarcuata* Bofill, 1897 **91****O***Oestophora (Suboestophora) jeresae* Ortiz de Zárate, 1962 **92***Oestophora (Suboestophora) kuiperi* Gasull, 1966 **93***Oestophora lusitanica tarraconensis* Aguilar–Amat, 1935 **94***Orcula (Sphyradium) connollyi* Brandt, 1956 **95***Orcula (Sphyradium) doliolum klemmi* Altimira, 1959 **96***Orcula (Orculella) klemmi* Brandt, 1958 **97***Orcula (Orculella) marmarica* Brandt, 1958 **98***Orcula (Orculella) mayi* Brandt, 1956 **99***Orcula (Sphyradium) pabsti* Brandt, 1956 **100***Oxychilus (Eopolita) forcati forcati* Brandt, 1958 **101***Oxychilus mercadali* Gasull, 1969 **102****P***Paramastus edentatus zilchi* Brandt, 1958 **103***Plentuisa vendia* Puente & Prieto, 1992 **104***Pomatias bolosianum* Salvañá, 1888 **105***Pomatias organiicus* Fagot, 1905 **106***Pseudamnicola gasulli* Boeters, 1981 **107***Pseudamnicola lagari* Altimira, 1960 **108***Ptychotrema (Ennea) malaboensis* Ortiz de Zárate & Ortiz de Zárate, 1955 **109***Pupa angulata* Fagot, 1888 **111***Pupa aragonica* Fagot, 1888 **112***Pupa bofilli* Fagot, 1884 **113***Pupa (Torquilla) cadica* Westerlund, 1902 **114***Pupa catalonica* Bofill, 1886 **115***Pupa crassata* Bofill, 1888 **116***Pupa dertosensis* Bofill, 1886 **117***Pupa freseriana* Bofill, 1890 **118***Pupa ilerdensis* Fagot, 1888 **119***Pupa leptochilus* var. *microchilus* Bofill, 1909 **120***Pupa liliensis* Bofill, 1886 **121***Pupa longini* Fagot, 1906 **122***Pupa microdon* Westerlund, 1887 **123***Pupa montserratica* Fagot, 1884 **124***Pupa montsicciana* Bofill, 1890 **125***Pupa penchinatiana* var. *sexplicata* Bofill, 1886 **126***Pupa perlonga* Bofill, 1890 **127**

- Pupa phthysica* Bofill, 1890 **128**  
*Pupa pulchella* Bofill, 1886 **129**  
*Pupa saltus* Fagot, 1888 **130**  
*Pupa tarraconensis* Fagot, 1888 **131**  
*Pupa (Torquilla) tuxensis* Westerlund, 1902 **132**  
*Pyrenaearia poncebensis* Ortiz de Zárate, 1956 **133**

## S

- "*Sardopaladilhia*" *buccina* Rolán & Martínez–Ortí, 2003 **134**  
"Sardopaladilhia" *distorta* Rolán & Martínez–Ortí, 2003 **135**  
*Sardopaladilhia marianae* Rolán & Martínez–Ortí, 2003 **136**  
"Sardopaladilhia" *subdistorta* Rolán & Martínez–Ortí, 2003 **137**  
*Scutalus (Scutalus) chiletensis* Weyrauch, 1967 **138**  
*Sonorella neglecta* Gregg, 1951 **139**  
*Suboestophora ebria* Corbella i Alonso, 2004 **140**

## T

- Trochoidea (Xerocrassa) forcati* Brandt, 1959 **141**  
*Trochoidea (Xerocrassa) llopisi* Gasull, 1981 **142**  
*Trochoidea (Xerocrassa) roblesi* Martínez–Ortí, 2000 **143**  
*Trochoidea (Xeroptyca) serrulata ceres* Brandt, 1959 **144**  
*Trochoidea (Xeroptyca) serrulata jahamensis* Brandt, 1959 **145**

## V

- Valvata fezi* Altimira, 1960 **146**  
*Vitreia gasulli* Riedel y Paul, 1977 **147**

## X

- Xerocrassa edmundi* Martínez–Ortí, 2006 **148**  
*Xerocrassa prietoi muroensis* Graack, 2005 **149**

## Z

- Zilchiella grandiportus* Weyrauch, 1957 **150**  
*Zospeum bellesi* Gittenberger, 1973 **151**

## Pulmonata, Stylommatophora, Pupilloidea, Chondrinidae

### *Abida cadica brauniopsis* Altimira, 1963

Altimira, C., 1963. Notas malacológicas. *Miscelánea Zoológica*, 1(5): 15–26. [p. 19, fig. 2a–b].

Type locality: "...trayecto que de Tuxent se dirige a Gòsol, o sea en las partes bajas de la sierra del Cadí...".

Toponymic note and update: from Tuxent [Tuixén], inhabited place in the municipality of Josa i Tuixén, to Gòsol [Gósol], a municipality in the province of Lleida, Spain.

### Types

Paralectotypes: Museu de Ciències Naturals (Zoologia) de Barcelona, MZB 89–8545 ("Gòsol"; 1 shell, ex Bofill coll.).



### Types in other museums

Lectotype: Naturalis, Nationaal Natuurhistorisch Museum, Leiden, 54780.

**Current name:** *Abida secale brauniopsis* (Altimira, 1963).

Gittenberger, E., 1973. Beiträge zur kenntnis der Pupillacea III. Chondrininae. *Zoologische Verhandelingen*, 127: 1–267. [p.117, figs. 54–55].



## Pulmonata, Stylommatophora, Pupilloidea, Chondrinidae

### *Abida secale brongersmai* Gittenberger, 1973

Gittenberger, E., 1973. Beiträge zur kenntnis der Pupillacea III. Chondrininae. *Zoologische Verhandelingen*, 127: 1–267. [p. 115, figs. 49–53].

Type locality: "Strasse nach Alás, unterhalb Torres, rechts der Segre, östlich von Seo de Urgel".

Toponymic note and update: Alás [Alàs] and Torres [Torres d'Alàs], both inhabited places in the municipality of Alàs i Cerc, province of Lleida; Seo de Urgel [la Seu d'Urgell], another municipality in the province of Lleida, Spain.

### Types

Paratypes: Museu de Ciències Naturals (Zoologia) de Barcelona, MZB 89–8611 ("Entre Torres et Alás, est de Seo de Urgel"; 2 shells).



### Types in other museums

Holotype: Naturalis, Nationaal Natuurhistorisch Museum, Leiden, 54778.

Paratypes: Naturalis, Nationaal Natuurhistorisch Museum, Leiden (106 paratypes+ 2 genitalia + 3 radulas) + Natural History Museum, London, 197370 (2) + Senckenberg Forschungsinstitut und Naturmuseum, Frankfurt am Main, 228780 (3) + Wit collection (50) + Kuiper collection (5).

## Pulmonata, Stylommatophora, Pupilloidea, Chondrinidae

### *Abida secale cadiensis* Gittenberger, 1973


Gittenberger, E., 1973. Beiträge zur kenntnis der Pupillacea III. Chondrininae. *Zoologische Verhandelingen*, 127: 1–267. [p. 110, fig. 48].

Type locality: "Martinet, östlich von Seo de Urgel".

Toponymic note and update: Martinet, municipality in the province of Lleida; Seo de Urgel [la Seu d'Urgell], municipality in the province of Lleida, Spain.

### Types

Paratypes: Natural Science Museum (Zoology) of Barcelona, MZB 89–8601 ("Sierra del Cadí, cumbre del Puig de la Canal Baredana" [canal Baridana, between the municipalities of Cava and Josa i Tuixén, province of Lleida]; 1 shell, ex Bofill coll.) + MZB 89–8612 (loc. cit.; 1 shell, ex Bofill coll.).



### Types in other museums

Holotype: Naturalis, Nationaal Natuurhistorisch Museum, Leiden, 54782.

Paratypes: Naturalis, Nationaal Natuurhistorisch Museum, Leiden (147 paratypes) + Senckenberg Forschungsinstitut und Naturmuseum, Frankfurt am Main, 45175 (1) + Göteborgs Naturhistoriska Museum (7).

## Pulmonata, Stylommatophora, Pupilloidea, Chondrinidae

### *Abida secale elegantissima* Gittenberger, 1973

Gittenberger, E., 1973. Beiträge zur kenntnis der Pupillacea III. Chondrininae. *Zoologische Verhandelingen*, 127: 1–267. [p. 108, fig. 47].

Type locality: "Coll de Sta. María, Sierra de Finestras, westlich von Bañolas".

Toponymic note and update: Santa Maria de Finestras [Finestres], inhabited place in the municipality of Sant Aniol de Finestres, Finestres mountains, province of Girona; Bañolas [Banyoles] municipality in the province of Girona, Spain.

### Types

Holotype: Museu de Ciències Naturals (Zoologia) de Barcelona, MZB 89–8608 (shell, ex Gasull coll.).

Paratypes: Museu de Ciències Naturals (Zoologia) de Barcelona, MZB 89–8610 (type loc., 50 shells, ex Gasull coll.).



### Types in other museums

Paratypes: Naturalis, Nationaal Natuurhistorisch Museum, Leiden, 54959 (3 paratypes).

## Pulmonata, Stylommatophora, Pupilloidea, Chondrinidae

### *Abida secale meridionalis* Martínez–Ortí, Gómez & Faci, 2004

Martínez–Ortí, A., Gómez, B. & Faci, G., 2004. Descripción de un molusco de la familia Chondrinidae (Gastropoda, Stylommatophora): *Abida secale meridionalis* subespec. nov. *Boletín de la Real Sociedad Española de Historia Natural*, 99 (1–4): 63–69.




Type locality: "Cantavieja: 4 km W (carretera comarcal 800P km 93,500) (Teruel)".

Toponymic note and update: county road 800P, Cantavieja, municipality in the province of Teruel, Spain.

### Types

Holotype: Museu Valencià d'Història Natural, MVHN 620–A (shell).

Paratypes: Museu Valencià d'Història Natural, MVHN 620–B (type loc., 9 shells + Museu de Ciències Naturals (Zoologia) de Barcelona, MZB 2001–0284 (type loc., 1 shell).



### Types in other museums

Paratypes: Naturalis, Nationaal Natuurhistorisch Museum, Leiden, 82626 (1 shell) + Museo Nacional de Ciencias Naturales, Madrid, 15.05/44259 (2 shells) + Senckenberg Forschungsinstitut und Naturmuseum, Frankfurt am Main (1 shell) + Faci collection (2 shells).

## Neotaenioglossa, Rissooidea, Hydrobiidae

### *Amnicola globulus* Bofill, 1909

Bofill, A., 1909. *El Noguera Ribagorzana* "vallis clausa" malacològicament considerado. Actas y Memorias del Primer Congreso de Naturalistas Españoles, Zaragoza: 190–206. [p. 205].

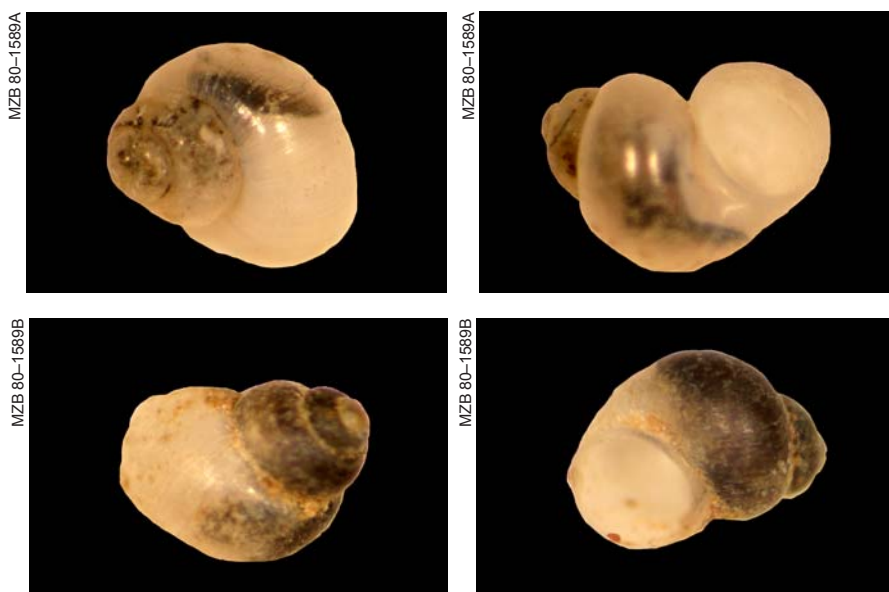
Type locality: "Font del Sot del Pinell, junto al Portellet del Montsech".

Toponymic note and update: according to X. Terrado, Sot del Pinell was probably situated close to Horta del Pinell, a house in Girbeta [= Chiriveta], inhabited place in the municipality of Viacamp y Llitera, Montsech [Montsec] mountains, province of Huesca, Spain.

### Types

Lectotype: Museu de Ciències Naturals (Zoologia) de Barcelona, MZB 80–1589A (shell, ex Bofill coll.).

Paralectotypes: Museu de Ciències Naturals (Zoologia) de Barcelona, MZB 80–1589B (type loc., 31 shells, ex Bofill coll.) + MZB 80–1628 (type loc., 266 shells, ex Bofill coll.).



### Types in other museums

Paralectotypes: Museo Nacional de Ciencias Naturales, Madrid, 15.5/46546 (9 paralectotypes).

**Current name:** *Islamia globulus* (Bofill, 1909).

Arconada, B. & Ramos, M. A., 2006. Revision of the genus *Islamia* Radoman, 1973 (Gastropoda, Caenogastropoda, Hydrobiidae), on the Iberian Peninsula and description of two new genera and three new species. *Malacologia*, 48(1–2): 77–132. [p. 83, figs. 18, 19, 23, 25, 27].

## **Pulmonata, Stylommatophora, Clausilioidea, Clausiliidae, Aloiinae**

### ***Barcania (Barcania) chaligi* Brandt, 1956**

Brandt, R. A., 1956. Zur Clausiliidenfauna der Cyrenaika. *Archiv für Molluskenkunde*, 85(4/6): 121–144. [p. 139, plate 10, fig. 12, figs. 12–13].

Type locality: "Linker Abhang des Oberlaufs vom Wadi el Chalig, 2 km ö. von Siret el Chreida (am km 16 der Via Balbia) ö Derna".

Toponymic note and update: Siret el Chreida, region of Cyrenaica, Lybia.

### **Types**

Paratypes: Museu Valencià d'Història Natural, MVHN 582 ("Wadi El Maalegh"; 5 shells, ex Brandt coll.).



### **Types in other museums**

Holotype: Senckenberg Forschungsinstitut und Naturmuseum, Frankfurt am Main, 154297.

Paratypes: Senckenberg Forschungsinstitut und Naturmuseum, Frankfurt am Main, SMF 155138 (5 paratypes) + SMF 155139 (7) + Brandt collection (250).

## Pulmonata, Stylommatophora, Clausilioidea, Clausiliidae, Aloiinae

### *Barcania (Barcania) kaltenbachi* Brandt, 1956

Brandt, R. A., 1956. Zur Clausiliidenfauna der Cyrenaika. *Archiv für Molluskenkunde*, 85(4/6): 121–144. [p. 128, plate 9, fig. 4; figs. 6–7].

Type locality: "Ruinen des römischen Bades von Cyrene".

Toponymic note and update: region of Cyrenaica, Lybia.

#### Types

Paratypes: Museu Valencià d'Història Natural, MVHN 539 (type loc., 9 shells, ex Brandt coll.).



#### Types in other museums

Holotype: Senckenberg Forschungsinstitut und Naturmuseum, Frankfurt am Main, 154300.

Paratypes: Senckenberg Forschungsinstitut und Naturmuseum, Frankfurt am Main, 155127 (7 paratypes) + Brandt collection C1758 (220 from the type locality + 22 from other localities).

## Pulmonata, Stylommatophora, Clausilioidea, Clausiliidae, Alopinae

### *Barcania (Barcania) kaltenbachi barceensis* Brandt, 1958

Brandt, R. A., 1958. Über neue und wenig bekannte Binnenmollusken der Cyrenaika. *Archiv für Molluskenkunde*, 87(1/3): 1–18. [p. 5, plate 1, fig. 6].

Type locality: "Wadi el Gattara ö Barce (n. Südstrassenpas)".

Toponymic note and update: Barce [= Al Marj, province of Al Jabal al Akhdar, region of Cyrenaica, Lybia.

### Types

Paratypes: Museu Valencià d'Història Natural, MVHN 612 ("Via Balbia, km 21 ö Barce", 5 shells, ex Brandt coll.).



### Types in other museums

Holotype: Senckenberg Forschungsinstitut und Naturmuseum, Frankfurt am Main, 161143.

Paratypes: Senckenberg Forschungsinstitut und Naturmuseum, Frankfurt am Main, SMF 158197 (17 paratypes) + SMF 158207 (8) + SMF 158209 (12) + SMF 155571 (10) + SMF 158206 (6) + SMF 158203 (12) + SMF 158211 (12) + SMF 158200 (12) + SMF 158213 (10) + Brandt collection (250).



## **Pulmonata, Stylommatophora, Clausilioidea, Clausiliidae, Aloiinae**

### ***Barcania (Barcania) kaltenbachi streyi* Brandt, 1958**

Brandt, R. A., 1958. Über neue und wenig bekannte Binnenmollusken der Cyrenaika. *Archiv für Molluskenkunde*, 87(1/3): 1–18. [p. 6, plate 1, fig. 7].

Type locality: "Wadi Haddadir ö. Cyrene, dem westlichen Zufluss zum Wadi Sneides".

Toponymic note and update: region of Cyrenaica, Lybia.

### **Types**

Paratypes: Museu Valencià d'Història Natural, MVHN 611 (type loc., 3 shells, ex Brandt coll.).



### **Types in other museums**

Holotype: Senckenberg Forschungsinstitut und Naturmuseum, Frankfurt am Main, 161117.

Paratypes: Senckenberg Forschungsinstitut und Naturmuseum, Frankfurt am Main, 161118 (10 paratypes) + Brandt collection C1839 (120).

## Pulmonata, Stylommatophora, Clausilioidea, Clausiliidae, Aloiinae

### *Barcania (Barcania) klaptoczi gambettae* Brandt, 1956

Brandt, R. A., 1956. Zur Clausiliidenfauna der Cyrenaika. *Archiv für Molluskenkunde*, 85(4/6): 121–144. [p. 137, plate 10, fig. 10].

Type locality: "..., dem linken Abhang des Wadi Bu el Msafer, kurz vorm Ausgang, bekannt. Das Wadi Bu el Msafer ist das erste große Wadi w. vom Wadi Derna".

Toponymic note and update: region of Cyrenaica, Lybia.

### Types

Paratypes: Museu Valencià d'Història Natural, MVHN 614 (type loc., 5 shells, ex Brandt coll.).



### Types in other museums

Holotype: Senckenberg Forschungsinstitut und Naturmuseum, Frankfurt am Main, 154295.

Paratypes: Senckenberg Forschungsinstitut und Naturmuseum, Frankfurt am Main, SMF 155136 (5 paratypes) + SMF 155620 (4) + Brandt collection C1745 (20).

## Pulmonata, Stylommatophora, Clausilioidea, Clausiliidae, Aloiinae

### *Barcania (Barcania) klugi* Brandt, 1956

Brandt, R. A., 1956. Zur Clausiliidenfauna der Cyrenaika. *Archiv für Molluskenkunde*, 85(4/6): 121–144. [p. 133, plate 9, figs. 7, 9].

Type locality: "dem Wadi en Nsuria w. vom Susa–Paßbekannt".

Toponymic note and update: region of Cyrenaica, Lybia.

### Types

Paratypes: Museu Valencià d'Història Natural, MVHN 540 (type loc., 5 shells, ex Brandt coll.).



### Types in other museums

Holotype: Senckenberg Forschungsinstitut und Naturmuseum, Frankfurt am Main, 154293.

Paratypes: collection Brandt (undetermined number of paratypes).

## **Pulmonata, Stylommatophora, Clausilioidea, Clausiliidae, Aloiinae**

### ***Barcania (Barcania) nizeli* Brandt, 1956**

Brandt, R. A., 1956. Zur Clausiliidenfauna der Cyrenaika. *Archiv für Molluskenkunde*, 85(4/6): 121–144. [p. 124, plate 9, fig. 2; figs. 2–4].

Type locality: "Wadi ed Dweiz (2. Wadi n. vom Wadi el Gattara), sö. Bengasi".

Toponymic note and update: region of Cyrenaica, Lybia.

### **Types**

Paratypes: Museu Valencià d'Història Natural, MVHN 337 ("Wadi Buraas"; 5 shells, ex Brandt coll.).



### **Types in other museums**

Holotype: Senckenberg Forschungsinstitut und Naturmuseum, Frankfurt am Main, 154299.

Paratypes: Senckenberg Forschungsinstitut und Naturmuseum, Frankfurt am Main, SMF 155125 (6 paratypes) + SMF 155126 (6) + Brandt collection (285, in several private collections and museums).

## Pulmonata, Stylommatophora, Clausilioidea, Clausiliidae, Aloiinae

### *Barcania (Torbana) pabsti* Brandt, 1956

Brandt, R. A., 1956. Zur Clausiliidenfauna der Cyrenaika. *Archiv für Molluskenkunde*, 85(4/6): 121–144. [p. 140, plate 10, figs. 13–15].

Type locality: "Kleiner Wadi–Einstchnitt oberhalb der Ostserpentine der Küstenstraße zwischen Fiorita und Chersa, im Gebirgstheil Rues Mlella, gennant At Torba".

Toponymic note and update: region of Cyrenaica, Lybia.

### Types

Paratypes: Museu Valencià d'Història Natural, MVHN 610 (type loc., 5 shells, ex Brandt coll.).



### Types in other museums

Holotype: Senckenberg Forschungsinstitut und Naturmuseum, Frankfurt am Main, 154294.

Paratypes: Senckenberg Forschungsinstitut und Naturmuseum, Frankfurt am Main, 155140 (4 paratypes) + Biologiezentrum Linz FS/16908 + Brandt collection (83).

## Neotaenioglossa, Rissoidea, Hydrobiidae, Amnicolinae

### *Bythinella batalleri* Bofill, 1925

Bofill, A., 1925. Un molusco del género *Bythinella* en la región de Tortosa (Provincia de Tarragona). *Butlletí de la Institució Catalana d'Història Natural*, 2a. Sèr., 5: 151–152.

Type locality: "Fuente del Mascá de la Mola de Catí [...] Alfara [...] Tortosa".

Toponymic note and update: Mascá springs [Mascà or Mascar], inhabited place in the municipality of Tortosa, Mola de Catí, province of Tarragona, Spain.

### Types

Holotype: Museu de Ciències Naturals (Zoologia) de Barcelona, MZB 80–2338A (shell, ex Bataller coll.).

Paratypes: Museu de Ciències Naturals (Zoologia) de Barcelona, MZB 80–2338B (type loc., 6 shells, ex Bataller coll.).



### Types in other museums

Paratypes: Senckenberg Forschungsinstitut und Naturmuseum, Frankfurt am Main, 3949 (2 paratypes).

## Neotaenioglossa, Rissoidea, Hydrobiidae, Amnicolinae

### *Bythinella brevis persuturata* Bofill, Haas & Aguilar–Amat, 1921

Bofill, A., Haas, F. & Aguilar–Amat, J. B. d', 1921. Estudi sobre la malacologia de les valls pirenaïques. VI. Conques del Besòs, Ter, Fluvià, Muga i litorals intermitjtes. *Treballs del Museu de Ciències Naturals de Barcelona*, 3 (Sèrie Zoològica 14): 837–1242. [p. 1020 (p. 188 of the reprint), plate II, figs. 27–30].


Type locality: "...fontibus prope Santa Fe in monte dicto Montseny".

Toponymic note and update: spring near Santa Fe [Santa Fe del Montseny], locality in the municipality of Fogars de Montclús, province of Barcelona, Spain.

#### Types

Holotype: Museu de Ciències Naturals (Zoologia) de Barcelona, MZB 80–2334A (shell, ex Bofill coll.).

Paratypes: Museu de Ciències Naturals (Zoologia) de Barcelona, MZB 80–2334B (type loc., 5 shells, ex Bofill coll.) + MZB 80–2327 (type loc., 3 shells, ex Bofill coll.) + MZB 80–2339 (type loc., 7 shells, ex Bofill coll.) + MZB 80–2336 (type loc., 28 shells, ex Bofill coll.) + MZB 80–2214 (type loc., 2 shells, ex Bofill coll.).



#### Types in other museums

Paratypes: Senckenberg Forschungsinstitut und Naturmuseum, Frankfurt am Main, 3950 (10 Paratypes).

**Current name:** *Bythinella rufescens persuturata* (Bofill, Haas & Aguilar–Amat, 1921). Boeters, H. D., 1988. Moitessieriidae und Hydrobiidae in Spain und Portugal (Mollusca: Prosobranchia). *Archiv für Molluskenkunde*, 118(4/6): 181–261. [p. 237].

## Neotaenioglossa, Rissoidea, Hydrobiidae, Amnicolinae

### *Bythinella perilongata* Altimira, 1958

Altimira, C., 1958. Contribución al conocimiento de la Fauna Malacológica de la provincia de Tarragona. *Miscelánea Zoológica*, 1: 89–95. [p. 90, fig. 1].

Type locality: "...la font Gran y font Grossa de La Riba, Tarragona".

Toponymic note and update: Gran and Grossa springs, La Riba, municipality in the province of Tarragona, Spain.


### Types

Paralectotypes: Museu de Ciències Naturals (Zoologia) de Barcelona, MZB 80–2202 ("Font Gran, La Riba", 5 shells).

### Types in other museums

Lectotype: Naturalis, Nationaal Natuurhistorisch Museum, Leiden.

Paralectotypes: Naturalis, Nationaal Natuurhistorisch Museum, Leiden, NNHM (5 paralectotypes) + NNHM ("many paralectotypes") + Biologiezentrum Linz FS/24405 (undetermined number).



**Current name:** *Bythinella perilongata* is a junior synonym of *Bythinella batalleri* Bofill, 1925.

Boeters, H. D., 1988. Moitessieriidae und Hydrobiidae in Spanien und Portugal (Mollusca: Prosobranchia). *Archiv für Molluskenkunde*, 118(4/6): 181–261. [p. 237].



## Neotaenioglossa, Rissoidea, Hydrobiidae, Belgrandiinae

### **"Bythiospeum" gloriae Rolán & Martínez–Ortí, 2003**


Rolán, E. & Martínez–Ortí, A., 2003. Nuevas especies de la familia Hydrobiidae (Mollusca, Orthogastropoda) de la Comunidad Valenciana (España). *Iberus*, 21(1): 191–206. [p. 193, figs. 2–8].

Type locality: "Font de Castro, Sueras (Castellón)".

Toponymic note and update: Castro spring, Sueras, municipality in the province of Castellón, Spain.

### **Types**

Paratypes: Museu Valencià d'Història Natural, MVHN 805 (type loc., 8 shells + 3 fragments) + Museu de Ciències Naturals (Zoologia) de Barcelona, MZB 2002–0691 (type loc., 1 shell).



### **Types in other museums**

Holotype: Museo Nacional de Ciencias Naturales, Madrid, 15.05/46586.

Paratypes: Museo Nacional de Ciencias Naturales, Madrid (2 shells) + Muséum National d'Histoire Naturelle, Paris (1 shell) + Naturalis, Nationaal Natuurhistorisch Museum, Leiden, 94818 (1 shell) + Rolán collection (8 shells + 11 fragments).

## Pulmonata, Stylommatophora, Clausilioidea, Clausiliidae, Aloiinae

### *Carinigera* (¿*Bathyclista*) *schuetti* Brandt, 1962

Brandt, R. A., 1962. Über neue und wenig bekannte Clausiliiden. *Archiv für Molluskenkunde*, 91: 127–150. [p. 140, plate 5, fig. 12].

Type locality: "Kallithea w. Drama in Thrazien".

Toponymic note and update: Lybia.

#### Types

Paratypes: Museu Valencià d'Història Natural, MVHN 609 (type loc., 5 shells, ex Schuett coll.).



#### Types in other museums

Holotype: Senckenberg Forschungsinstitut und Naturmuseum, Frankfurt am Main, 167012.

Paratypes: Senckenberg Forschungsinstitut und Naturmuseum, Frankfurt am Main, SMF 167013 (6 paratypes) + SMF 201880 (3) + SMF 265696 (34) + Brandt collection (20) + Schuett collection (20) + Zoologisches Museum Hamburg (5) + other private collections.

## Pulmonata, Stylommatophora, Orthalicoidea, Ceriidae

### *Cerion monaense* Clench, 1951

Clench, W. J., 1951. Land shells of Mona Island, Puerto Rico. *Journal of Conchylologie*, 90(4): 269–276. [p. 274, plate, figs. 7–11].

Type locality: "Mona Island, Puerto Rico".

#### Types

Paratypes: Museu Valencià d'Història Natural, MVHN 588 ("Isabella Anchorage", 6 shells).



#### Types in other museums

Holotype: Museum of Comparative Zoology, Harvard, 171019.

Paratypes: Museum of Comparative Zoology, Harvard (undetermined number of paratypes) + Ohio State University Museum 6480 (12).

## Pulmonata, Stylommatophora, Orthalicoidea, Ceriidae

### *Cerion (Maynardia) pineria* Dall, 1896

Dall, W. H., 1896. Diagnosis of new mollusks from the survey of the mexican Boundary. *Proceedings of the United States National Museum*, vol. 18: 1–6. [p. 6].

Type locality: "Isle of Pines".

Toponymic note and update: Cuba.

#### Types

Paratypes: Museu Valencià d'Història Natural, MVHN 615 (type loc., 1 shell).



#### Types in other museums

Holotype: National Museum of Natural History, Washington, 107329.

Paratypes: National Museum of Natural History, Washington (undetermined number of paratypes) + Academy of Natural Sciences, Philadelphia, 386775 + Museo Nacional de Ciencias Naturales, Madrid, 15.05/23741 (6) + Museum of Biological Diversity, Ohio, 6478 (12).

## Pulmonata, Stylommatophora, Orthalicoidea, Ceriidae

### *Cerion (Umbonis) turnerae* Clench & Aguayo, 1952

Clench, W. J. & Aguayo, C. G., 1952. The Scalarinum Species Complex (*Umbonis*) in the genus *Cerion*. *Occasional Papers on Mollusks*, 1(17): 413–440. [p. 423, plate 53, figs. 4–7].

Type locality: "Lydia Point. Great Inagua Island, Bahama Islands".

#### Types

Paratypes: Museu Valencià d'Història Natural, MVHN 342 (type loc., 4 shells).



#### Types in other museums

Holotype: Museum of Comparative Zoology, Harvard, 184623.

Paratypes: Museum of Comparative Zoology, Harvard (undetermined number of paratypes) + National Museum of Natural History, Washington (?) + Museo Poey (?).

## Pulmonata, Stylommatophora, Pupilloidea, Chondrinidae

### *Chondrina altimirai* Gittenberger, 1973

Gittenberger, E., 1973. Beiträge zur Kenntnis der Pupillacea III. Chondrininae. *Zoologische Verhandlungen*, 127: 1–267. [p. 200, figs. 106–108].

Type locality: "Ermita de les Olletes, Puig Se Calm südlich von San Privat de Bas, südwestlich von Olot".

Toponymic note and update: Olletes Hermitage, Puig Se Calm [peak of Puigsacalm], San Privat de Bas [Sant Privat d'en Bas], inhabited place in the municipality of Vall d'en Bas, province of Girona; Olot, municipality in the province of Girona, Spain.

### Types

Paratypes: Museu de Ciències Naturals (Zoologia) de Barcelona, MZB 89–8584 ("Sta. Magdalena" [Santa Magdalena del Mont, municipality of la Vall d'en Bas], 4 shells) + MZB 89–8586 ("Pla Traver a S. Privat" [Platraver and Sant Privat d'en Bas, localities in the municipality of la Vall d'en Bas, province of Girona, Spain], 83 shells, ex Codina coll.).



### Types in other museums

Holotype: Naturalis, Nationaal Natuurhistorisch Museum, Leiden, 54787.

Paratypes: Naturalis, Nationaal Natuurhistorisch Museum, Leiden (55 paratypes + 3 genitalias + 3 radulas) + Senckenberg Forschungsinstitut und Naturmuseum, Frankfurt am Main (2) + Natural History Museum, London, 197371 (2).

## Pulmonata, Stylommatophora, Pupilloidea, Chondrinidae

### *Chondrina calpica altenai* Gittenberger, 1973

Gittenberger, E., 1973. Beiträge zur Kenntnis der Pupillacea III. Chondrininae. *Zoologische Verhandlungen*, 127: 1–267. [p. 236, fig. 132].

Type locality: "Yebel Musa, westlich von Ceuta, Marokko".

Toponymic note and update: Yebel Musa [mountain of the Death Woman], to the west of Ceuta.

#### Types

Paratypes: Museu de Ciències Naturals (Zoologia) de Barcelona, MZB 89–8603 (type loc., 50 shells, ex Font i Quer coll.) + MZB 89–8602 ("Tlata d'Anyera" [Zoco Telata de Anyera = Tagrument, Ceuta], El Jozin [El Joain?]), 26 shells, ex Font i Quer coll.) + MZB 89–8604 (loc. cit., 59 shells, ex Font i Quer coll.).



#### Types in other museums

Holotype: Naturalis, Nationaal Natuurhistorisch Museum, Leiden, 54845.

Paratypes: Naturalis, Nationaal Natuurhistorisch Museum, Leiden (3 + 3 + 5 + 2 paratypes) + Natural History Museum, London, s197372–73 (8 + 11).

## Pulmonata, Stylommatophora, Pupilloidea, Chondrinidae

### *Chondrina gasulli* Gittenberger, 1973

Gittenberger, E., 1973. Beiträge zur kenntnis der Pupillacea III. Chondrininae. *Zoologische Verhandelingen*, 127: 1–267. [p. 246, figs. 143, 145, 146].

Type locality: "Pego–Vall de Ebo, Alicante". The type locality is restricted here in accordance with the label on a sample of this species where Gasull quotes the locality as "Pego, carret. Ebo km 4,300 m".

Toponymic note and update: road from Pego to Ebo, Pego [Pego–Vall de Ebo], municipality in the province of Alicante, Spain.

### Types

Paratypes: Museu de Ciències Naturals (Zoologia) de Barcelona, MZB 84–2371 ("Pego. Carret. Ebo km. 4,300 m", 316 shells, ex Gasull coll.).



### Types in other museums

Holotype: Naturalis, Nationaal Natuurhistorisch Museum, Leiden, 54836.

Paratypes: Naturalis, Nationaal Natuurhistorisch Museum, Leiden (19 paratypes + 6 genitalias + 2 radulas).



## Pulmonata, Stylommatophora, Pupilloidea, Chondrinidae

### *Chondrina klemmi* Gittenberger, 1973

Gittenberger, E., 1973. Beiträge zur Kenntnis der Pupillacea III. Chondrininae. *Zoologische Verhandlungen*, 127: 1–267. [p. 249, fig. 144].

Type locality: "Xauen, Marokko".

Toponymic note and update: Xauen [= Chauen, Chaouen, Scheschauen, Chechaouèn, Chefchaouene, all synonyms], municipality or province of Morocco.

### Types

Paratypes: Museu de Ciències Naturals (Zoologia) de Barcelona, MZB 89–8616 (type loc., 2 shells, ex Ortiz de Zárate coll.) + MZB 89–8617 ("Xauen 800 m", 19 shells) + MZB 89–8618 ("Iserafen, Beni Zeyel", 45 shells).



### Types in other museums

Holotype: Klemm collection, Viena, 26573a.

Paratypes: Klemm collection, Viena, 26573b (2 paratypes) + Naturalis, Nationaal Natuurhistorisch Museum, Leiden, NNHM 54954 (1) + NNHM 54955 (3).

## Pulmonata, Stylommatophora, Pupilloidea, Chondrinidae

### *Chondrina kobeltoides* Gittenberger, 1973

Gittenberger, E., 1973. Beiträge zur kenntnis der Pupillacea III. Chondrininae. *Zoologische Verhandelingen*, 127: 1–267. [p. 175, figs. 91–94].

Type locality: "Südöstlich vom Lago de la Ercina, Oviedo, 1100 m".

Toponymic note and update: Ercina Lake [= Ilagu l'Arcina, lagos de Covadonga], municipality of Cangas de Onís, Asturias, Spain.

### Types

Paratypes: Museu de Ciències Naturals (Zoologia) de Barcelona, MZB 89–8605 ("Potes [municipality in the province of Santander]", 77 shells, ex Rosals coll.).



### Types in other museums

Holotype: Naturalis, Nationaal Natuurhistorisch Museum, Leiden, 54925.

Paratypes: Senckenberg Forschungsinstitut und Naturmuseum, Frankfurt am Main, 43559 (51 paratypes) + Ripken collection (40) + Naturalis, Nationaal Natuurhistorisch Museum, Leiden (65 + 9 genitalias + 3 radulas).

## Neotaenioglossa, Annulariidae, Chondropominae


### *Chondropoma superbum* Henderson & Simpson, 1902

Henderson, J. B. & Simpson, Ch. T., 1902. A new Haitien *Chondropoma*. *The Nautilus*, 16: 88–89. [fig. p. 89].

Type locality: "On a high limestone hill back of Thomazeau, Haiti".

#### Types

Paratypes: Museu Valencià d'Història Natural, MVHN 339 (type loc., 3 shells).



#### Types in other museums

Holotype: unknown.

Paratypes: Ohio State University Museum 6484 (12 paratypes).

**Current name:** *Chondropomium superbum* (Henderson and Simpson, 1902) *sensu* Ohio State University Museum <<http://www.biosci.ohio-state.edu/~molluscs/OSUM2/>>.

## Architaenioglossa, Cyclophoroidea, Cochlostomatidae

### *Cochlostoma bicostulatum* Gofas, 1989


Gofas, S., 1989. Descripción preliminar de dos nuevos *Cochlostoma* (Gastropoda, Prosobranchia) del Cantábrico. *Publicações ocasionais da Sociedade Portuguesa de Malacologia*, 14: 43–48. [p. 45, figs. 6–9].

Type locality: "Seldesuto, cerca de Matienzo, provincia de Santander".

Toponymic note and update: At Seldesuto, near Matienzo; both localities in the municipality of Ruesga, province of Santander, Spain.

### Types

Paratypes: Museu de Ciències Naturals (Zoologia) de Barcelona, MZB 92–0244 (type loc., 10 shells).



### Types in other museums

Holotype: Muséum National d'Histoire Naturelle, Paris.

Paratypes: Muséum National d'Histoire Naturelle, Paris (75 paratypes) + Museo Nacional de Ciencias Naturales, Madrid (10) + Universidad del País Vasco (30).

## Architaenioglossa, Cyclophoroidea, Cochlostomatidae

### *Cochlostoma gigas* Gofas & Backeljau, 1994


Gofas, S. & Backeljau, T., 1994. *Cochlostoma gigas* spec. nov. (Gastropoda: Cyclophoroidea) de los Pirineos. *Iberus*, 12(1): 45–54.

Type locality: "Cerca de Ceresa, Huesca".

Toponymic note and update: near Ceresa, inhabited place in the municipality of Laspuña, province of Huesca, Spain.

### Types

Paratypes: Museu de Ciències Naturals (Zoologia) de Barcelona, MZB 98–1296 (type loc., 5 shells).



### Types in other museums

Holotype: Muséum National d'Histoire Naturelle, Paris.

Paratypes: Muséum National d'Histoire Naturelle, Paris (10 paratypes) + Museo Nacional de Ciencias Naturales, Madrid (5) + Institut Royal des Sciences Naturelles, Bruselas (5) + Naturalis, Nationaal Natuurhistorisch Museum, Leiden (5) + Senckenberg Forschungsinstitut und Naturmuseum, Frankfurt am Main (5) + Universidad del País Vasco (5).

## Architaenioglossa, Cyclophoroidea, Cochlostomatidae

### *Cochlostoma oscitans* Gofas, 1989

Gofas, S., 1989. Descripción preliminar de dos nuevos *Cochlostoma* (Gastropoda, Prosobranchia) del Cantábrico. *Publicações ocasionais da Sociedade Portuguesa de Malacologia*, 14: 43–48. [p. 46, figs. 13–15].

Type locality: "Seldesuto, cerca de Matienzo, provincia de Santander".

Toponymic note and update: Seldesuto and Matienzo, both localities in the municipality of Ruesga, Cantabria, Spain.

### Types

Paratypes: Museu de Ciències Naturals (Zoologia) de Barcelona, MZB 92–0243 (type loc., 10 shells).



### Types in other museums

Holotype: Muséum National d'Histoire Naturelle, Paris.

Paratypes: Muséum National d'Histoire Naturelle, Paris (44 paratypes) + Museo Nacional de Ciencias Naturales, Madrid (10) + Universidad del País Vasco (20).

## Architaenioglossa, Cyclophoroidea, Cochlostomatidae

### *Cochlostoma (Apolloniana) susaense* Brandt, 1958

Brandt, R. A., 1958. Über neue und wenig bekannte Binnenmollusken der Cyrenaika. *Archiv für Molluskenkunde*, 87(1/3): 1–18. [p. 3, plate 1, fig. 2].

Type locality: "Wadi Haulla am Susa–Paß, rechter Abhang vor der Ridotta segnale".

Toponymic note and update: region of Cyrenaica, Lybia.

#### Types

Paratypes: Museu Valencià d'Història Natural, MVHN 577 (type loc., 5 shells).



#### Types in other museums

Holotype: Senckenberg Forschungsinstitut und Naturmuseum, Frankfurt am Main, 155506.

Paratypes: Senckenberg Forschungsinstitut und Naturmuseum, Frankfurt am Main, 155507 (5 paratypes) + Museum of Biological Diversity, Ohio, 27268 (1) + Brandt collection (40).

## Pulmonata, Stylommatophora, Helicoidea, Hygromiidae, Hygromiinae

### *Cryptosaccus asturiensis* Prieto & Puente, 1994

Prieto, C. E. & Puente, A. I., 1994. Un nuevo Hygromiinae del Norte de la Península Ibérica, *Cryptosaccus asturiensis* n. gen., n. sp. (Pulmonata: Helicoidea: Hygromiinae). *Archiv für Molluskenkunde*, 123(1–6): 109–122.

Type locality: "2 km al sur de Pola de Somiedo, en la base de la pared de un contrafuerte calcáreo (UTM: 29TQH234772, 660 m)".

Toponymic note and update: 2 km south of Pola de Somiedo, inhabited place in the municipality of Somiedo, Asturias, Spain.

### Types

Paratypes: Museu de Ciències Naturals (Zoologia) de Barcelona, MZB 92–0081 (type loc., 1 in alcohol) + MZB 92–0082 (type loc., 1 in alcohol) + MZB 92–0083 (type loc., 1 in alcohol).



### Types in other museums

Holotype: Universidad del País Vasco.

Paratypes: Universidad del País Vasco (25 paratypes) + Senckenberg Forschungsinstitut und Naturmuseum, Frankfurt am Main (3) + Naturalis, Nationaal Natuurhistorisch Museum, Leiden (3) + Muséum National d'Histoire Naturelle, Paris (3) + Natural History Museum, London (3) + Museo Nacional de Ciencias Naturales, Madrid (3).



## Pulmonata, Stylommatophora, Limacoidea, Agriolimacidae, Agriolimacinae

### *Deroceras roblesi* Borredà, 2003

Borredà, V., 2003. *Deroceras roblesi* n. sp., un nuevo agriolimácido (Mollusca, Gastropoda, Pulmonata) del este de la Península Ibérica. *Boletín de la Real Sociedad Española de Historia Natural*, 98(1–4): 77–83.

Type locality: "Fredes (Castelló, Comunidad Valenciana, España). Barranco del Salt, camino a la Tenalla ".

Toponymic note and update: Fredes, inhabited place in the municipality of la Pobla de Benifassà, gully of Salt, path to la Tenalla, province of Castellón, Spain.

### Types

Holotype: Museu Valencià d'Història Natural, MVHN 301A (in alcohol).

Paratypes: Museu Valencià d'Història Natural, MVHN 301B (21 paratypes, in alcohol) + Museu de Ciències Naturals (Zoologia) de Barcelona, MZB 2001–0319 (type loc., 2 in alcohol).



### Types in other museums

Paratypes: Museo Nacional de Ciencias Naturales, Madrid, 15.05/27467 (6 paratypes) + De Winter collection (6).

## Gastropoda, Opisthobranchia, Nudibranchia, Dotidae

### *Doto susanae* Fez, 1962

Fez, S. de., 1962. Dos nuevos ascoglosos y un doto en el puerto de Valencia. *Bol. R. Soc. Esp. Hist. Nat. (B)*, 60: 105–112. [p. 109, figs. 5, 6].

Fez, S. de., 1974. *Ascoglosos y Nudibranchios de España y Portugal*. Centro de Biología Aplicada, Institución “Alfonso el Magnánimo”, Diputación Provincial de Valencia, Patronato “José María Quadrado” y C.S.I.C., Valencia. 325 pp. [p. 133, plates 84A, 85A].

Type locality: "puerto de Valencia".

Toponymic note and update: port of Valencia [València], municipality in the province of València, Spain.

### Types

Holotype: Museu Valencià d'Història Natural, MVHN 1918 (preparation of cyrrus);  
Museu Valencià d'Història Natural, MVHN 1919 (preparation of radula and genitalia).



Copia de Siro de Fez (1962)

**L = 8 mm**

**Current name:** Junior synonym of *Doto cinerea* Trinchese, 1881.  
José Templado, personal communication.

## Gastropoda, Pulmonata, Limacidae

### *Gigantomilax (Vitrinoides) benjaminus* Borredá & Martínez–Ortí, 2008

Borredá, V. & Martínez–Ortí, A., 2008. Descripción de un nuevo limácido de Menorca (Islas Baleares): *Gigantomilax (Vitrinoides) benjaminus* sp. n. (Gastropoda, Pulmonata). *Animal Biodiversity and Conservation*, 31(1): 57–66.

Type locality: "Barranc d'Algendar, Menorca (Islas Baleares, España)".

Toponymic note and update: gully of Algendar, municipality of Ferreries, island of Menorca, Spain.

#### Types

Holotype: Museu Valencià d'Història Natural, MVHN 666–A, in alcohol.

Paratypes: Museu Valencià d'Història Natural, MVHN 666–B (5 in alcohol) + Museu de Zoologia de Barcelona, MZB 2001–0283 (1 in alcohol).



#### Types en otros centros

Paratypes: Museo Nacional de Ciencias Naturales, MNCN (15.05/44113, 1 paratype in alcohol) + Naturhistoriska riksmuseet, Stockholm, SNMH (6955, 1 in alcohol).

## Pulmonata, Stylommatophora, Pupilloidea, Chondrinidae

### *Granaria braunii marcusii* Gittenberger & Ripken, 1993

Gittenberger, E. & Ripken, Th. E. J., 1993. On *Granaria braunii marcusii* subsp. nov. (Mollusca: Gastropoda Pulmonata; Chondrinidae). *Zoologische Mededelingen*, 67: 335–339.

Type locality: "Alicante, slope of a barranco E of urbanización Verde Pino, 2 km S of Benitachell".

Toponymic note and update: Benitachell [= El Poble Nou de Benitachell], municipality in the province of Alicante, Spain.

### Types

Paratypes: Museu Valencià d'Història Natural, MVHN 1328 (type loc., 2 shells, ex Marcus coll.).



### Types in other museums

Holotype: Naturalis, Nationaal Natuurhistorisch Museum, Leiden, 56782 (shell).

Paratypes: Naturalis, Nationaal Natuurhistorisch Museum, Leiden, NNHM 56784 (type loc., 11 shells) + NNHM 56785 (13 shells) NNHM 56786 (5 shells) + NNHM 9355 (10 in alcohol) + NNHM 56787 (4 shells) + NNHM 56783 (2 shells) + Ripken collection (19 shells + 25 specimens from several localities) + Marcus collection (243 shells, from several localities).

## Pulmonata, Stylommatophora, Streptaxoidea, Streptaxidae, Enneinae

### *Gulella cacuminata* Ortiz de Zárate & Ortiz de Zárate, 1955

Ortiz de Zárate, A. & Ortiz de Zárate, A., 1955. Contribuciones al conocimiento de la fauna malacológica terrestre de la Isla de Fernando Poo. II. Familia Streptaxidae. *Boletín de la Real Sociedad Española de Historia Natural*, 53: 75–140. [p. 138, fig. 30].

Type locality: "...en las cercanías del Pico de Santa Isabel, entre 1900 y 2400 m".

Toponymic note and update: near Pico de Santa Isabel [= Basilé], Bioko Island, Equatorial Guinea.

### Types

Paratypes: Museu Valencià d'Història Natural, MVHN 592 (type loc., 1 shell, ex Ortiz de Zárate coll.).



### Types in other museums

Holotype: Museo Nacional de Ciencias Naturales, Madrid. Not located (Villena, M., Aparicio, M. T., Baratech, L. & Templado, J., 1997. *Los "ejemplares tipo" de las colecciones malacológicas del Museo Nacional de Ciencias Naturales*. Vol. II. Museo Nacional de Ciencias Naturales, Madrid).

Paratypes: Museo Nacional de Ciencias Naturales, Madrid, MNCN 15.05/22867 (1 paratype in alcohol) + MNCN 15.05/22868 (2) + MNCN 15.05/22869 (2) + MNCN 15.05/226870 (2) + Senckenberg Forschungsinstitut und Naturmuseum, Frankfurt am Main, 155646 (1) + Dirección General de Provincias y Plazas Africanas (undetermined number of paratypes) + Museum of Comparative Zoology, Harvard (undetermined number of paratypes).

## Pulmonata, Stylommatophora, Streptaxoidea, Streptaxidae, Enneinae

### *Gulella (Paucidentina) oloitae* Ortiz de Zárate & Ortiz de Zárate, 1955

Ortiz de Zárate, A. & Ortiz de Zárate, A., 1955. Contribuciones al conocimiento de la fauna malacológica terrestre de la Isla de Fernando Poo. II. Familia Streptaxidae. *Boletín de la Real Sociedad Española de Historia Natural*, 53: 75–140. [p. 114, fig. 19].

Type locality: "Oloita".

Toponymic note and update: Oloita, Bioko Island, Equatorial Guinea.

#### Types

Paratypes: Museu Valencià d'Història Natural, MVHN 594 ("Mioco", 1 shell, ex. Ortiz de Zárate coll.).



#### Types in other museums

Holotype: Museo Nacional de Ciencias Naturales, Madrid, 15.05/23703, probable holotype (Villena, M., Aparicio, M. T., Baratech, L. & Templado, J., 1997. *Los "ejemplares tipo" de las colecciones malacológicas del Museo Nacional de Ciencias Naturales*. Vol. II. Museo Nacional de Ciencias Naturales, Madrid).

Paratypes: Museo Nacional de Ciencias Naturales, Madrid, MNCN 15.05/23704 (4 paratypes) + MNCN 15.05/23705 (4) + MNCN 15.05/23706 (1) + MNCN 15.05/23707 (1) + MNCN 15.05/23708 (1) + MNCN 15.05/23709 (2) + MNCN 15.05/23710 (1) + MNCN 15.05/23711 (2) + MNCN 15.05/23712 (1) + MNCN 15.05/23713 (1) + Senckenberg Forschungsinstitut und Naturmuseum, Frankfurt am Main, 1555636 (1) + Dirección General de Provincias y Plazas Africanas (undetermined number of paratypes).

## Pulmonata, Stylommatophora, Streptaxoidea, Streptaxidae, Enneinae

### *Gulella (Costigulella) pooensis* Ortiz de Zárate & Ortiz de Zárate, 1955

Ortiz de Zárate, A. & Ortiz de Zárate, A., 1955. Contribuciones al conocimiento de la fauna malacológica terrestre de la Isla de Fernando Poo. II. Familia Streptaxidae. *Boletín de la Real Sociedad Española de Historia Natural*, 53: 75–140. [p. 129, fig. 26].

Type locality: It is necessary to locate the holotype before restricting the type locality from among the author's quotations concerning several localities in Equatorial Guinea: "Basilé, Laca, Rébola, Batanga, Sipopo, Musola and Pico de Santa Isabel, road from Mioco to Belebó de Balchá" (Villena, M., Aparicio, M. T., Baratech, L. & Templado, J., 1997. *Los "ejemplares tipo" de las colecciones malacológicas del Museo Nacional de Ciencias Naturales*. Vol. II. Museo Nacional de Ciencias Naturales, Madrid).

#### Types

Paratypes: Museu Valencià d'Història Natural, MVHN 593 ("Sipopo", 1 shell, ex Ortiz de Zárate coll.).



#### Types in other museums

Holotype: Museo Nacional de Ciencias Naturales, Madrid. Not yet located (Villena, M., Aparicio, M. T., Baratech, L. & Templado, J., 1997. *Los "ejemplares tipo" de las colecciones malacológicas del Museo Nacional de Ciencias Naturales*. Vol. II. Museo Nacional de Ciencias Naturales, Madrid).

Paratypes: Museo Nacional de Ciencias Naturales, Madrid, MNCN 15.05/23714 (1 paratype) + MNCN 15.05/23715 (1) + MNCN 15.05/23716 (1) + MNCN 15.05/23717 (1) + MNCN 15.05/23718 (4) + MNCN 15.05/23719 (7) + MNCN 15.05/23720 (2) + MNCN 15.05/23721 (1) + Senckenberg Forschungsinstitut und Naturmuseum, Frankfurt am Main, 155642 (1) + Dirección General de Provincias y Plazas Africanas (undetermined number of paratypes) + Museum of Comparative Zoology, Harvard (undetermined number).

## Pulmonata, Stylommatophora, Helicoidea, Trissexodontidae

### *Hatumia pseudogasulli* Arrébola, Prieto, Puente & Ruiz, 2006

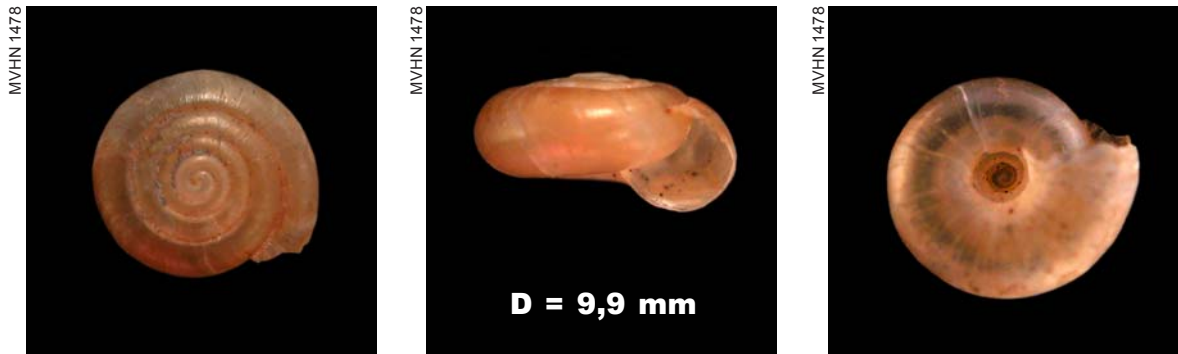
Arrébola, J. R., Prieto, C. E., Puente, A. I. & Ruiz, A., 2006. *Hatumia*, a new genus for *Oestophora riffensis* Ortiz de Zárate, 1962, *Oestophora cobosi* Ortiz de Zárate, 1962 and *Hatumia pseudogasulli* n. sp (Pulmonata: Helicoidea: Trissexodontidae). *Journal of Conchology*, 39(2): 1–16. [p. 11].

Type locality: "Sierra Padrona, ctra. SE–179, km 10–11(provincia de Sevilla)".

Toponymic note and update: Padrona mountains, road SE–179, municipality of El Real de la Jara, province of Sevilla, Spain.

### Types

Paratypes: Museu Valencià d'Història Natural, MVHN 1478 ("J–500, km 1 to 2 PN Sierra de Andujar, Andujar" [Andújar], municipality in the province of Jaén, 2 shells).



### Types in other museums

Holotype: Museo de Ciencias Naturales de Madrid, Madrid, 15.05/46655.

Paratypes: Museo de Ciencias Naturales de Madrid, Madrid, (type loc.) + Departamento de Fisiología y Zoología de la Universidad de Sevilla (several localities).

**Current name:** *Hatumia pseudogasulli* is a junior synonym of *Hatumia zapateri* (Hidalgo, 1870).

Martínez–Ortí, A., Arrébola, J. R. & Ruiz, J. C., 2008. Revisión taxonómica de *Helix zapateri* Hidalgo, 1870 (Pulmonata, Trissexodontidae) y su nuevo estatus en la malacofauna ibérica. *Animal Biodiversity and Conservation*, 31(1): 77–81.



## Pulmonata, Stylommatophora, Helicoidea, Hygromiidae, Hygromiinae

### *Helicella (Candidula) camporroblensis* Fez, 1944

Fez, S. de, 1944. Contribución a la malacología de la provincia de Valencia. *Boletín de la Real Sociedad Española de Historia Natural*, 42: 211–224. [p. 214, figs. 2–4].


Type locality: "Camporrobles: ...en la parte NO. de El Molón, en una planicie que hay entre este monte y el de la Gallarda...".

Toponymic note and update: NW of the hill El Molón, on a plain between this hill and the Gallarda hill, in the municipality of Camporrobles, province of Valencia, Spain.

### Types

Lectotype. Museu Valencià d'Història Natural, MVHN 321A.

Paralectotypes: Museu Valencià d'Història Natural, MVHN 321B (type loc., 74 shells) + Museu de Ciències Naturals (Zoologia) de Barcelona, MZB 84–8217 ("Los Molones", 2 shells, ex Siro de Fez coll.) + Colecció Museogràfica de Camporrobles (type loc., 2 shells, ex Siro de Fez coll.).



**Current name:** *Candidula camporroblensis* (Fez, 1944).

Martínez–Ortí, A., Faci, G. & Robles, F., 2000. Taxonomical revision of *Trochoidea llopsi* Gasull, 1981 (Pulmonata, Hygromiidae, Hygromiinae). *Basteria*, 64: 7–14. [p. 8, fig. 2].

## Pulmonata, Stylommatophora, Helicoidea, Hygromiidae, Hygromiinae

### *Helicella (Xeroplexa) claudinae* Gasull, 1963

Gasull, L., 1963. Descripción de unas nuevas formas del género *Helicella (Xeroplexa)* de Baleares. *Boletín de la Sociedad de Historia Natural de Baleares*, 9: 83–92. [p. 89].


Type locality: "...en la región montañosa de Pollensa, de 450 m. altura hasta el nivel del mar en Formentor".

Toponymic note and update: in the Pollensa [Pollença] mountains, Formentor, an inhabited place in the municipality of Pollença, Mallorca, Balearic Islands, Spain.

### Types

Lectotype: Museu de Ciències Naturals (Zoologia) de Barcelona, MZB 84–5512 (shell, ex Gasull coll.). Lectotype drawn in: Gasull, L., 1964. Las *Helicella (Xeroplexa)* de Baleares Gasteropoda Pulmonata. *Boletín de la Sociedad de Historia Natural de Baleares*, 10: 3–67. [Plate IX, fig. 3].

Paralectotypes: Museu de Ciències Naturals (Zoologia) de Barcelona, MZB 89–5552 (type loc., 2 shells, ex Gasull coll.) + MZB 84–5506 (type loc., 102 shells, ex Gasull coll.) + Museu Valencià d'Història Natural, MVHN 601 (type loc., 4 shells, ex Gasull coll.).



**Current name:** *Helicella (Xeroplexa) claudinae* is a junior synonym of *Xerocrassa moraguesi* (Kobelt, 1883).

Graack, W., 2005. Die *Xerocrassa* Monterosato 1892 (Mollusca, Hygromiidae) von Mallorca. *Schriften zur Malakozoologie*, 22: 1–64. [p. 37].

## Pulmonata, Stylommatophora, Helicoidea, Hygromiidae, Hygromiinae

### *Helicella (Xeroplexa) cuerdoi* Gasull, 1963 †

Gasull, L., 1963. Descripción de unas nuevas formas del género *Helicella (Xeroplexa)* de Baleares. *Boletín de la Sociedad de Historia Natural de Baleares*, 9: 83–92. [p. 91].

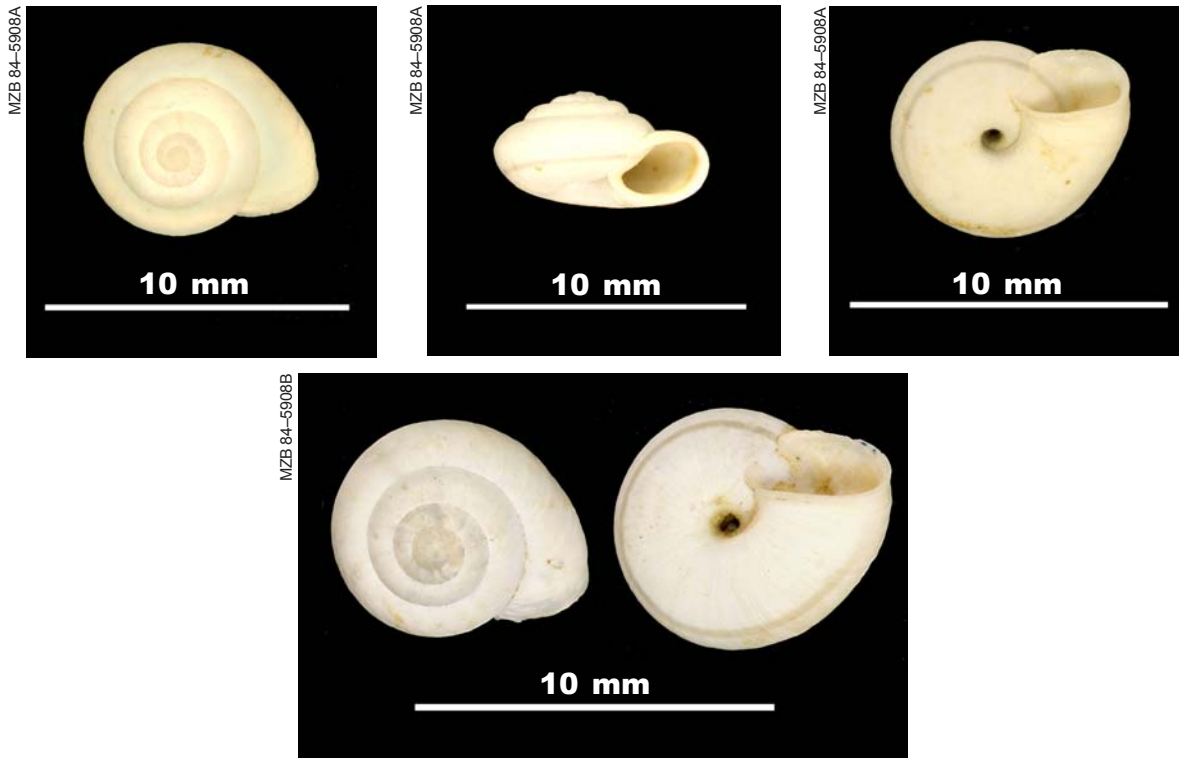
Type locality: "Cala Mesquida. Carret. del último collado al mar".

Toponymic note and update: on the road through the mountain pass to the sea, la Mesquida, cove or inhabited place in the municipality of Maó [= Mahón], Menorca, Balearic Islands, Spain.

### Types

Lectotype: Museu de Ciències Naturals (Zoologia) de Barcelona, MZB 84–5908A (shell, ex Gasull coll.). Lectotype drawn in: Gasull, L., 1964. Las *Helicella (Xeroplexa)* de Baleares Gasteropoda Pulmonata. *Boletín de la Sociedad de Historia Natural de Baleares*, 10: 3–67. [Plate IX, fig. 5].

Paralectotypes: Museu de Ciències Naturals (Zoologia) de Barcelona, MZB 84–5908B (type loc., 2 shell, ex Gasull coll.).



**Current name:** *Xerocrassa cuerdoi* (Gasull, 1963).

† Fossil species.

## Pulmonata, Stylommatophora, Helicoidea, Hygromiidae, Hygromiinae

### *Helicella frater ferreri* Jaeckel, 1952

Jaeckel, S. von, 1952. *Die mollusken der Spanischen Mittelmeer–Inseln*. Mitteilungen Zoologischen Museum Berlin, 143 pp. [p. 141, fig. 7].

Type locality: "Insel Horadada bei Cabrera".

Toponymic note and update: Horadada [island of Na Foradada] near the island of Mallorca, Balearic Islands, Spain.

### Types

Syntypes: Museu de Ciències Naturals (Zoologia) de Barcelona, MZB 81–4913 (type loc. "Cabrera", 15 shells, ex Ferrer coll.).



### Types in other museums

Syntypes: Senckenberg Forschungsinstitut und Naturmuseum, Frankfurt am Main, (undetermined number).

**Current name:** *Helicella frater ferreri* is a junior synonym of *Xerocrassa boissyi* (Terver, 1839).

Puente, A. I., 1994. Estudio taxonómico y biogeográfico de la Superfamilia Helicoidea Rafinesque, 1815 (Gastropoda: Pulmonata: Stylommatophora) de la Península Ibérica e Islas Baleares. Unpublished Ph. D. Thesis, Universidad del País Vasco. 1037 pp. [p. 165].

## Pulmonata, Stylommatophora, Helicoidea, Hygromiidae, Hygromiinae

### *Helicella (Xeroplexa) frater muntaneri* Gasull, 1963

Gasull, L., 1963. Descripción de unas nuevas formas del género *Helicella (Xeroplexa)* de Baleares. *Boletín de la Sociedad de Historia Natural de Baleares*, 9: 83–92. [p. 86].


Type locality: "Plà de Cúber"

Toponymic note and update: Plà de Cúber [Es Pla de Cúber], in the municipality of Escorca, Mallorca, Balearic Islands, Spain.

#### Types

Lectotype: Museu de Ciències Naturals (Zoologia) de Barcelona, MZB 84–5764A (shell, ex Gasull coll.). Lectotype drawn in: Gasull, L. 1964. Las *Helicella (Xeroplexa)* de Baleares Gasteropoda Pulmonata. *Boletín de la Sociedad de Historia Natural de Baleares*, 10: 3–67. [Plate IX, fig. 4].

Paralectotypes: Museu de Ciències Naturals (Zoologia) de Barcelona, MZB 84–5764B (type loc., 2 shells, ex Gasull coll.) + MZB 84–5741 (type loc., 18 shells, ex Gasull coll.) + MZB 84–5762 (type loc., 13 shells, ex Muntaner coll.).



**Current name:** *Helicella (Xeroplexa) frater muntaneri* is a junior synonym of *Xerocrassa boissy* (Terver, 1839).

Puente, A. I., 1994. Estudio taxonómico y biogeográfico de la Superfamilia Helicoidea Rafinesque, 1815 (Gastropoda: Pulmonata: Stylommatophora) de la Península Ibérica e Islas Baleares. Unpublished Ph. D. Thesis, Universidad del País Vasco. 1037 pp. [p.165].

## Pulmonata, Stylommatophora, Helicoidea, Hygromiidae, Hygromiinae

### *Helicella (Xeroplexa) frater pobrensis* Gasull, 1963

Gasull, L., 1963. Descripción de unas nuevas formas del género *Helicella (Xeroplexa)* de Baleares. *Boletín de la Sociedad de Historia Natural de Baleares*, 9: 83–92. [p. 88].

Type locality: "Cabrera. Illa Pobre".

Toponymic note and update: Illa Pobre [island of na Pobre], archipelago of Cabrera, municipality of Palma, Mallorca, Balearic Islands, Spain.

### Types

Lectotype: Museu de Ciències Naturals (Zoologia) de Barcelona, MZB 84–5874 (1 shell, ex Gasull coll.). Lectotype drawn in: Gasull, L. 1964. Las *Helicella (Xeroplexa)* de Baleares Gasteropoda Pulmonata. *Boletín de la Sociedad de Historia Natural de Baleares*, 10: 3–67. [Plate IX, fig. 6 left].

Paralectotypes: Museu de Ciències Naturals (Zoologia) de Barcelona, MZB 89–5553 (type loc., 2 shells, ex Gasull coll.).



**Current name:** *Helicella (Xeroplexa) frater pobrensis* is a junior synonym of *Xerocrassa boissyi* (Terver, 1839).

Puente, A. I., 1994. Estudio taxonómico y biogeográfico de la Superfamilia Helicoidea Rafinesque, 1815 (Gastropoda: Pulmonata: Stylommatophora) de la Península Ibérica e Islas Baleares. Unpublished Ph. D. Thesis, Universidad del País Vasco. 1037 pp. [p.165].

## Pulmonata, Stylommatophora, Helicoidea, Hygromiidae

### *Helicella (Xerotricha) mariae* Gasull, 1972

Gasull, L., 1972. Una nueva *Helicella* de la provincia de Almería, *Helicella (Xerotricha) mariae* n. sp. *Bol. Soc. Hist. Nat. Baleares*, 17: 71–72.

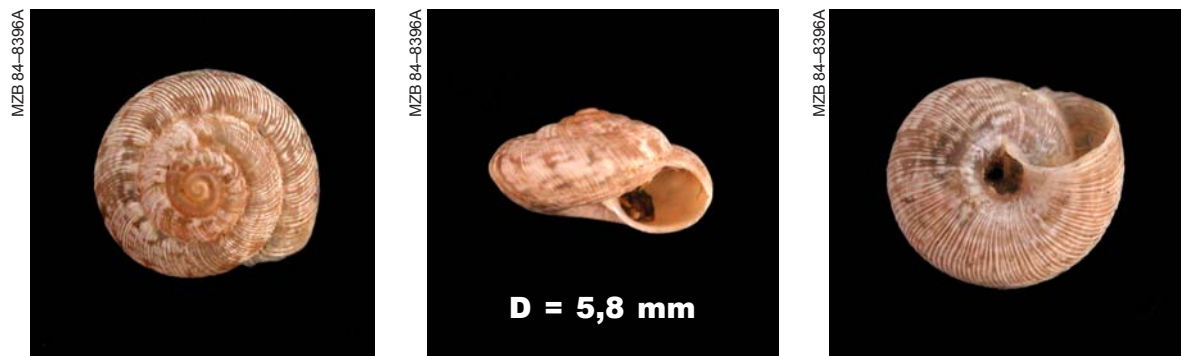
Type locality: "Sierra de Gata. Barranco del Sabinal. Cumbres del Mediodía".

Toponymic note and update: Sabinal gully, Cumbres del Mediodía, Gata mountains, municipality of Níjar, province of Almería, Spain.

### Types

Lectotype: Museu de Ciències Naturals (Zoologia) de Barcelona, MZB 84–8396A (shell, ex Gasull coll.).

Paralectotypes: Museu de Ciències Naturals (Zoologia) de Barcelona, MZB 84–8396B (type loc., 9 shells, ex Gasull coll.) + MZB 84–8396C (type loc., 1 shell and remains of the body in alcohol, ex Gasull coll.).



### Types in other museums:

Paralectotypes: Naturalis, Nationaal Natuurhistorisch Museum, Leiden 3640 (3 shells, ex. Gasull coll.).

**Current name:** *Xerotricha conspurcata* (Draparnaud, 1801).

Martínez–Ortí, in press. Taxonomical clarification of the Iberian endemism *Helicella (Xerotricha) mariae* Gasull 1972 (Gastropoda, Pulmonata, Hygromiidae). *Basteria*.

## Pulmonata, Stylommatophora, Helicoidea, Hygromiidae, Hygromiinae

### *Helicella (Candidula) najerensis* Ortiz de Zárate, 1950


Ortiz de Zárate, A., 1950. Observaciones anatómicas y posición sistemática de varios helícidos españoles. III. *Boletín de la Real Sociedad Española de Historia Natural*, 48(1): 21–85. [p. 29, plate 1, figs. 3–5].

Type locality: "Nájera: colinas de la margen izquierda del río Najerilla".

Toponymic note and update: hills on the left side of the Najerilla River, Nájera, municipality of the La Rioja, Spain.

### Types

Paralectotypes: Museu Valencià d'Història Natural, MVHN 608 (type loc., 11 shells, ex Ortiz de Zárate coll.).



### Types in other museums

Lectotype: Museo Nacional de Ciencias Naturales, Madrid, 15.05/23693.

Paralectotypes: Museo Nacional de Ciencias Naturales, Madrid (27 paralectotypes).

**Current name:** *Candidula najerensis* (Ortiz de Zárate, 1950).

Puente, A. I., 1994. Estudio taxonómico y biogeográfico de la Superfamilia Helicoidea Rafinesque, 1815 (Gastropoda: Pulmonata: Stylommatophora) de la Península Ibérica e Islas Baleares. Unpublished Ph. D. Thesis, Universidad del País Vasco. 1037 pp. [p. 369].



## Pulmonata, Stylommatophora, Helicoidea, Hygromiidae, Hygromiinae

### *Helicella (Xeroplexa) ortizi* Gasull, 1963

Gasull, L., 1963. Descripción de unas nuevas formas del género *Helicella (Xeroplexa)* de Baleares. *Boletín de la Sociedad de Historia Natural de Baleares*, 9: 83–92. [p. 83].


Type locality: "San Miguel. Puig de Sa Mà".

Toponymic note and update: on the hill Puig de Sa Mà, San Miguel [Sant Miquel de Balansat], inhabited place in the municipality of Sant Joan de Labritja, Eivissa (= Ibiza), Balearic Islands, Spain.

### Types

Lectotype: Museu de Ciències Naturals (Zoologia) de Barcelona, MZB 84–0944A (1 shell, ex Gasull coll.). Lectotype drawn in: Gasull, L., 1964. Las *Helicella (Xeroplexa)* de Baleares Gasteropoda Pulmonata. *Boletín de la Sociedad de Historia Natural de Baleares*, 10: 3–67. [Plate IX, fig. 1].

Paralectotypes: Museu de Ciències Naturals (Zoologia) de Barcelona, MZB 84–0944B (type loc., 2 shells, ex Gasull coll.) + MZB 84–0964 (type loc., 25 shells, ex Gasull coll.) + MZB 84–0939 (type loc., 13 shells, ex Gasull coll.) + Museu Valencià d'Història Natural, MVHN 602 (type loc., 4 shells, ex Gasull coll.).



**Current name:** *Helicella (Xeroplexa) ortizi* is a junior synonym of *Xerocrassa ebusitana* (Hidalgo, 1869).

Puente, A. I., 1994. Estudio taxonómico y biogeográfico de la Superfamilia Helicoidea Rafinesque, 1815 (Gastropoda: Pulmonata: Stylommatophora) de la Península Ibérica e Islas Baleares. Unpublished Ph. D. Thesis, Universidad del País Vasco. 1037 pp. [p. 180].

## Pulmonata, Stylommatophora, Helicoidea, Hygromiidae, Hygromiinae

### *Helicella (Xeroplexa) ortizi calderensis* Gasull, 1963

Gasull, L., 1963. Descripción de unas nuevas formas del género *Helicella (Xeroplexa)* de Baleares. *Boletín de la Sociedad de Historia Natural de Baleares*, 9: 83–92. [p. 86].


Type locality: "Islote Calders, en la costa de San Miguel".

Toponymic note and update: Calders islet, San Miguel [Sant Miquel de Balansat], inhabited place in the municipality of Sant Joan de Labritja, Eivissa (= Ibiza), Balearic Islands, Spain.

### Types

Lectotype: Museu de Ciències Naturals (Zoologia) de Barcelona, MZB 84–5529A (shell, ex Gasull coll.). Lectotype drawn in: Gasull, L., 1964. Las *Helicella (Xeroplexa)* de Baleares Gasteropoda Pulmonata. *Boletín de la Sociedad de Historia Natural de Baleares*, 10: 3–67. [plate IX, fig. 2].

Paralectotypes: Museu de Ciències Naturals (Zoologia) de Barcelona, MZB 84–5529B (type loc., 2 shells, ex Gasull coll.).



**Current name:** *Helicella (Xeroplexa) ortizi calderensis* is a junior synonym of *Xerocrassa ebusitana* (Hidalgo, 1869).

Puente, A. I., 1994. Estudio taxonómico y biogeográfico de la Superfamilia Helicoidea Rafinesque, 1815 (Gastropoda: Pulmonata: Stylommatophora) de la Península Ibérica e Islas Baleares. Unpublished Ph. D. Thesis, Universidad del País Vasco. 1037 pp. [p. 180].

## Pulmonata, Stylommatophora, Helicoidea, Hygromiidae, Hygromiinae

### *Helicella (Xerotricha) parabarcinensis* Ortiz de Zárate, 1946

Ortiz de Zárate, A., 1946. Observaciones anatómicas y posición sistemática de varios helícidos españoles II (Moluscos recogidos en Cataluña). *Boletín de la Real Sociedad Española de Historia Natural*, 44: 337–356. [p. 351, figs. 7–8].

Type locality: "En la ladera que desde la estación del Norte de Monistrol de Montserrat, baja hasta el Llobregat".

Toponymic note and update: on the hillside from the station of Monistrol to the Llobregat River, Monistrol de Montserrat, municipality in the province of Barcelona, Spain.

### Types

Paralectotypes: Museu Valencià d'Història Natural, MVHN 486 (type loc., 20 shells, ex Ortiz de Zárate coll.).



### Types in other museums

Lectotype: Museo Nacional de Ciencias Naturales, Madrid, MNCN 15.05/22885. The specimen housed at the MNCN was selected as holotype by monotypy (Villena, M., Aparicio, M. T., Baratech, L. & Templado, J., 1997. *Los "ejemplares tipo" de las colecciones malacológicas del Museo Nacional de Ciencias Naturales*. Vol. II. Museo Nacional de Ciencias Naturales, Madrid), but it should be considered as lectotype (International Commission on Zoological Nomenclature, 2003, Article 74.6).

**Current name:** *Helicella (Xerotricha) parabarcinensis* is a junior synonym of *Helicella madritensis* (Rambur, 1868).

Puente, A. I., 1994. Estudio taxonómico y biogeográfico de la Superfamilia Helicoidea Rafinesque, 1815 (Gastropoda: Pulmonata: Stylommatophora) de la Península Ibérica e Islas Baleares. Unpublished Ph. D. Thesis, Universidad del País Vasco. 1037 pp. [p. 443].

## Pulmonata, Stylommatophora, Helicoidea, Hygromiidae, Hygromiinae

### *Helicella (Candidula) rocandioi* Ortiz de Zárate, 1950

Ortiz de Zárate, A., 1950. Observaciones anatómicas y posición sistemática de varios helícidos españoles. III. *Boletín de la Real Sociedad Española de Historia Natural*, 48(1): 21–85. [p. 34, plate 1, figs. 9–12].

Type locality: "Mansilla de la Sierra (provincia de Logroño). En la ladera que da al norte del monte Hombrihuelas, entre 900 y 1000 metros sobre el nivel del mar".

Toponymic note and update: on the hillside N of the Hombrichuelas mountain, Mansilla de la Sierra, municipality of Logroño, Spain.

### Types

Paralectotypes: Museu Valencià d'Història Natural, MVHN 597 (type loc., 4 shells, ex Ortiz de Zárate coll.).



### Types in other museums

Lectotype: Museo Nacional de Ciencias Naturales, Madrid, 15.05/22895.

Paralectotypes: Museo Nacional de Ciencias Naturales, Madrid (72 paralectotypes).

**Current name:** *Candidula rocandioi* (Ortiz de Zárate, 1950).

Puente, A. I., 1994. Estudio taxonómico y biogeográfico de la Superfamilia Helicoidea Rafinesque, 1815 (Gastropoda: Pulmonata: Stylommatophora) de la Península Ibérica e Islas Baleares. Unpublished Ph. D. Thesis, Universidad del País Vasco. 1037 pp. [p. 374].

## Pulmonata, Stylommatophora, Helicoidea, Helicidae, Ariantinae

### *Helicigona (Chilostoma) desmoulinsi bechi* Altimira, 1959


Altimira, C., 1959. Contribución al conocimiento de la Fauna Malacológica de la provincia de Tarragona. *Miscelánea Zoológica*, 1: 89–95. [p. 94, fig. 3].

Type locality: "...en las cercanías de la Font Grossa de La Riba".

Toponymic note and update: near the Grossa springs, La Riba, municipality in the province of Tarragona, Spain.

### Types

Syntypes: Museu Valencià d'Història Natural, MVHN 604 (4 shells).



### Types in other museums

Syntypes: Naturalis, Nationaal Natuurhistorisch Museum, Leiden (4 shells).

**Current name:** *Helicigona (Chilostoma) desmoulinsi bechi* is a junior synonym of *Chilostoma (Chilostoma) desmoulinsi* (Farines, 1834).

Puente, A. I., 1994. Estudio taxonómico y biogeográfico de la Superfamilia Helicoidea Rafinesque, 1815 (Gastropoda: Pulmonata: Stylommatophora) de la Península Ibérica e Islas Baleares. Unpublished Ph. D. Thesis, Universidad del País Vasco. 1037 pp. [p. 673].

## Pulmonata, Stylommatophora, Helicoidea, Hygromiidae, Hygromiinae

### *Helicopsis conspurcata gradata* Aguilar–Amat, 1933

Aguilar–Amat, J. B. d', 1933. Observacions malacològiques. XIX. Contribució al coneixement de la malacofauna menorquina. *Butlletí de la Institució Catalana d'Història Natural*, 33(6–7): 324–338. [p. 326].

Type locality: "Barranc d'Algendar, Santa Galdana, Mercadal, Canaló des Purgatori". The type locality is restricted to "Santa Galdana", as this is the locality of the lectotype.

Toponymic note and update: Santa Galdana (= Cala Galdana) [inhabited place pertaining to the municipalities of Ciutadella and Ferreries, Menorca Island, Balearic Islands, Spain].

### Types

Lectotype: Museu de Ciències Naturals (Zoologia) de Barcelona, MZB 81–5077A ("Santa Galdana", shell, ex Aguilar–Amat coll.).

Paralectotypes: Museu de Ciències Naturals (Zoologia) de Barcelona, MZB 81–5077B (type loc., 4 shells, ex Aguilar–Amat coll.).



**Current name:** *Helicopsis conspurcata gradata* is a junior synonym of *Xerotracha conspurcata* (Draparnaud, 1801)

Puente, A. I., 1994. Estudio taxonómico y biogeográfico de la Superfamilia Helicoidea Rafinesque, 1815 (Gastropoda: Pulmonata: Stylommatophora) de la Península Ibérica e Islas Baleares. Unpublished Ph. D. Thesis, Universidad del País Vasco. 1037 pp. [p. 397].

Falkner, G., Bank, R. A. & Von Proschwitz, T., 2001. Check–list of the non–marine Molluscan Species–group taxa of the states of Northern, Atlantic and Central Europe (CLECOM I). *Heldia*, 4: 1–76.

## Pulmonata, Stylommatophora, Helicoidea, Helicidae

### *Helix aguilari* Fez, 1947


Fez, S. de, 1947. Una nueva *Helix* de Baleares. *Helix Aguilari* n. sp. *Las Ciencias*, 14(4): 1–2. [fig. 1].

Type locality: "Selva (Mallorca)".

Toponymic note and update: Selva, municipality of Mallorca, Balearic Islands, Spain.

### Types

Holotype: Museu Valencià d'Història Natural, MVHN 319 (shell).



**Remarks:** Its taxonomic validity and systematic relationships are both under discussion.

## Pulmonata, Stylommatophora, Helicoidea, Helicidae, Helicinae

### *Helix beckeri* Kobelt, 1900 †


Kobelt, W., 1900. Subfossile Helices aus Valencia. *Nachrichtsblatt Malakozoologisehen Gesellschaft*, 1–2: 185–186.

Type locality: "La Albufera de Valencia". Revision of labels of type specimens indicates the type locality is restricted to: "El barranco de Carraixet".

Toponymic note and update: gully in Carraixet, an inhabited place in the municipality of Alboraya, València, Spain.

### Types

Paralectotypes: Museu Valencià d'Història Natural, MVHN 1479 (type loc., 2 shells, ex Boscá coll.) + Museu de Ciències Naturals (Zoologia) de Barcelona, MZB 80–6307 (Alboraya [Alboraya] 3 shells).



### Types in other museums

Lectotype: Senckenberg Forschungsinstitut und Naturmuseum, Frankfurt am Main, 4936.

Paralectotypes: Museo Nacional de Ciencias Naturales, Madrid, 15.05/23421 (13 paralectotypes, Azpetia coll. ex Boscá coll.).

**Current name:** *Helix beckeri* is a junior synonym of *Pseudotachea splendida* (Draparnaud, 1801).

Martínez–Ortí, A., 1999. Moluscos terrestres testáceos de la Comunidad Valenciana. Unpublished Ph. D. Thesis, Universitat de València. 743 pp. [p. 638].

Robles, F. & Martínez–Ortí, A., 2005. The taxonomical clarification of two Iberian subfossil species: *Helix beckeri* Kobelt 100 (F. Helicidae) and *Helix (Cartusiana) albuferae* Kobelt 1900 (F. Hygromiidae). Abstracts IV Int. Congress of the European Malacological Societies, Naples 2005. *Notiziario SIM*, 23(5–8): 92 pp. [p. 85].

† Fossil species.



## Pulmonata, Stylommatophora, Helicoidea, Hygromiidae, Geomitrinae

### *Helix (Candidula) caroli scopulicola* Bofill & Aguilar–Amat, 1924

Bofill, A. & Aguilar–Amat, J. B. d', 1924. Malacologia de les Illes Pitiuses. *Trabajos del Museo de Ciencias Naturales de Barcelona*, 10(3): 1–71. [p. 20, plate I, fig. 5].


Type locality: "illes Bledes (illa Plana)".

Toponymic note and update: Island of Bleda Na Plana, Eivissa [= Ibiza], Balearic Islands, Spain.

### Types

Lectotype: Museu de Ciències Naturals (Zoologia) de Barcelona, MZB 81–5004A (shell).

Paralectotypes: Museu de Ciències Naturals (Zoologia) de Barcelona, MZB 81–5004B (type loc., 17 shells).



**Current name:** *Helix (Candidula) caroli scopulicola* is a junior synonym of *Xerocrassa ebusitana* (Hidalgo, 1869).

Puente, A. I., 1994. Estudio taxonómico y biogeográfico de la Superfamilia Helicoidea Rafinesque, 1815 (Gastropoda: Pulmonata: Stylommatophora) de la Península Ibérica e Islas Baleares. Unpublished Ph. D. Thesis, Universidad del País Vasco. 1037 pp. [p.182].

## Pulmonata, Stylommatophora, Helicoidea, Helicidae, Ariantinae

### *Helix desmoulinsi* var. *atricha* Bofill, 1915

Bofill, A., 1915. Iconografia i Descripció de Formes Malacològiques de les Conques del Noguera Pallaresa i del Ribagorçana. *Treballs de la Institució Catalana d'Història Natural*, 1: 37–58. [p. 38, plate 5, figs. 4–6].


Type locality: "...del Noguera Ribagorçana: Congost de les "Escalaes de Sopeira"; murs de pedra en sec de l'"Agustina" prop del Pont de Muntanyana; del "Portell del Montsec"; "Sot de Fet"; palanca de Blancafort; "Sot de Pinyana"; i del Noguera Pallaresa: murs de pedra en sec de la Pobla de Segur, i del riu Segre: Artesa". The type locality has been restricted to the locality where the Lectotype was collected: "Portell del Montsec".

Toponymic note and update: Portell del Montsec, in the Mont–rebei gorge, Noguera Ribagorçana River pass, between the municipalities of Àger and el Pont de Muntanyana [= Puente de Muntañana], natural border between Aragón and Catalunya [=Catalonia]; Artesa [Artesa de Segre], municipality in the province of Lleida, Spain.

### Types

Lectotype: Museu de Ciències Naturals (Zoologia) de Barcelona, MZB 79–2186 ("Portell del Montsec", shell, ex Bofill coll.).

Paralectotypes: Museu de Ciències Naturals (Zoologia) de Barcelona, MZB 79–2180 (type loc., 2 shells, ex Bofill coll.).



**Current name:** *Chilostoma (Chilostoma) desmoulinsii* (Farines, 1834).

Faci, G., 1991. Contribución al conocimiento de diversos moluscos terrestres y su distribución en la Comunidad Autónoma Aragonesa. Unpublished Ph. D. Thesis, Universidad de Zaragoza. 787 pp. [p. 346].

Puente, A. I., 1994. Estudio taxonómico y biogeográfico de la Superfamilia Helicoidea Rafinesque, 1815 (Gastropoda: Pulmonata: Stylommatophora) de la Península Ibérica e Islas Baleares. Unpublished Ph. D. Thesis, Universidad del País Vasco. 1037 pp. [p. 672].

## Pulmonata, Stylommatophora, Helicoidea, Hygromiidae, Hygromiinae

### *Helix jeschoui* Ortiz de Zárate, 1949

Ortiz de Zárate, A., 1949. Observaciones sobre la especie conocida con el nombre de *Helix brigantina* Mengo en el Museo de Madrid. *Las Ciencias*, 16(2): 285–292. [p. 287, fig. 1].

Type locality: "...Liébana... Llanes y Lago Enol, encima de Covadonga (Asturias) y en Comillas y Riesgo (Santander)...Gijón, Oviedo y Covadonga,..."

### Types

Sintyps: Museu Valencià d'Història Natural, MVHN 598 ("Covadonga", 2 shells, ex Ortiz de Zárate coll.).



**Current name:** *Mengoana jeschoui* (Ortiz de Zárate, 1949).

Prieto, C. E., 1886. Estudio sistemático y biogeográfico de los Helicidae sensu Zilch, 1959–60 (Gastropoda: Pulmonata: Stylommatophora) del País Vasco y regiones adyacentes. Unpublished Ph. D. Thesis, Universidad del País Vasco. 393 pp. [p. 182].

Puente, A. I., 1994. Estudio taxonómico y biogeográfico de la Superfamilia Helicoidea Rafinesque, 1815 (Gastropoda: Pulmonata: Stylommatophora) de la Península Ibérica e Islas Baleares. Unpublished Ph. D. Thesis, Universidad del País Vasco. 1037 pp. [p. 558].

## Pulmonata, Stylommatophora, Helicoidea, Hygromiidae, Geomitrinae

### *Helix montserratensis* var. *betulonensis* Bofill, 1879

Bofill, A., 1879. Catálogo de los moluscos testáceos terrestres del llano de Barcelona. *Crónica Científica*, 3: 1–24. [pp. 11–12].

Type locality: "En las inmediaciones del Besós, hácia Badalona, Santa Coloma".

Toponymic note and update: close to the River Besós, en route to Badalona, in Santa Coloma [Santa Coloma de Gramenet]. Both are municipalities in the province of Barcelona, Spain.

### Types

Lectotype: Museu de Ciències Naturals (Zoologia) de Barcelona, MZB 81–4808 (shell, ex Bofill coll.).



**Current name:** *Xerocrassa betulonensis* (Bofill, 1879).

Altimira, C., 1971. Notas malacológicas. 13. Contribución al conocimiento de la fauna malacológica terrestre y de agua dulce de Cataluña. *Miscelánea Zoológica*, 3(1): 7–9.

Puente, A. I., 1994. Estudio taxonómico y biogeográfico de la Superfamilia Helicoidea Rafinesque, 1815 (Gastropoda: Pulmonata: Stylommatophora) de la Península Ibérica e Islas Baleares. Unpublished Ph. D. Thesis, Universidad del País Vasco. 1037 pp. [p. 211].

## Pulmonata, Stylommatophora, Helicoidea, Hygromiidae, Geomitrinae

### *Helix montsicciana* Bofill, 1890

Bofill, A., 1890. Contributions a la faune malacologique de la Catalogne. IV. Description de trois Espèces nouvelles du Montsech. *Bull. Soc. Malac. France*, 7: 274–279. [p. 275].

Type locality: "Portell del Montsec".

Toponymic note and update: Portell del Montsec, in the Mont–rebei gorge, Noguera Ribagorçana River pass, natural border between Aragón and Catalunya (=Catalonia); Artesa [Artesa de Segre], municipality in the province of Lleida, Spain.

### Types

Lectotype: Museu de Ciències Naturals (Zoologia) de Barcelona, MZB 79–5971A (shell).

Paralectotypes: Museu de Ciències Naturals (Zoologia) de Barcelona, MZB 79–5971B (type loc., 10 shells) + MZB 78–0246 ("Noguera Ribagorçana", 4 shells).



**Current name:** *Helix montsicciana* is a junior synonym of *Xerocrassa ripacurcica* (Bofill, 1886).

Martínez–Ortí, A. & Gittenberger, E., 2005. The taxonomical status of the Iberian taxon *Helicopsis gigaxii arturi* Haas 1924 (Gastropoda: Hygromiidae). Abstracts IV International Congress of the European Malacological Societies. *Notiziario SIM*, 23(5–8): 92 pp. [p. 74].

## Pulmonata, Stylommatophora, Helicoidea, Hygromiidae, Hygromiinae

### *Helix pallaresica* Fagot, 1886

Salvañá, J. M., 1886. Estudio de M. Pablo Fagot sobre los hélices xerofilianos del grupo Barcinonensiana. *Publicaciones de la Crónica Científica*: 2–7. [p. 4].

Type locality: "...desde la Pobra, la especie es bastante comun en el valle del Noguera Pallaresa...". The type locality has been restricted to "Pobra–Trempe", according to the text of the label of the lectotype.

Toponymic note and update: Pobra [la Pobra de Segur] and Trempe are municipalities in the province of Lleida, Spain.

### Types

Lectotype: Museu de Ciències Naturals (Zoologia) de Barcelona, MZB 81–4632 ("Pobra–Trempe", shell, ex Fagot coll.). Lectotype drawn in Bofill, A. & Haas, F., 1920. Estudi sobre la malacologia de les valls pirenaïques. III. Vall de la Noguera Pallaresa. *Treballs del Museu de Ciències Naturals de Barcelona*, 3: 105–220. [Plate 2, figs.13–15].



**Current name:** *Helix pallaresica* is a junior synonym of *Helicella madritensis* (Rambur, 1868).

Martínez–Ortí, A., 1999. Moluscos terrestres testáceos de la Comunidad Valenciana. Unpublished Ph. D. Thesis, Universitat de València. 743 pp. [p. 545].

Martínez–Ortí, A. & Gittenberger, E., 2004. The taxonomical status of the Iberian taxon *Xerocrassa barcinensis* sensu Soós (1926) (Gastropoda, Hygromiidae). *Molluscan Megadiversity: Sea, Land and Freshwater. World Congress of Malacology, Perth Western Australia*. pp. 94–95.

## Pulmonata, Stylommatophora, Helicoidea, Helicidae, Helicinae

### *Helix (Archelix?) pythiusensis* Bofill & Aguilar–Amat, 1924

Bofill, A. & Aguilar–Amat, J. B. d', 1924. Malacologia de les Illes Pitiuses. *Trabajos del Museo de Ciencias Naturales de Barcelona*, 10(3): 1–71. [p. 27, plate I, figs. 10–12].

Type locality: "Illes Bledes: illa Plana".

Toponymic note and update: island of Bleda Na Plana, Eivissa [= Ibiza], Balearic Islands, Spain.

### Types

Holotype: Museu de Ciències Naturals (Zoologia) de Barcelona, MZB 81–6082 (shell).



**Current name:** *Helix pythiusensis* is a junior synonym of *Iberellus minoricensis* (Mitre, 1834).

Puente, A. I., 1994. Estudio taxonómico y biogeográfico de la Superfamilia Helicoidea Rafinesque, 1815 (Gastropoda: Pulmonata: Stylommatophora) de la Península Ibérica e Islas Baleares. Unpublished Ph. D. Thesis, Universidad del País Vasco. 1037 pp. [p. 758].



## Pulmonata, Stylommatophora, Helicoidea, Hygromiidae, Geomitrinae

### *Helix ripacurcica* Bofill, 1886

Bofill, A., 1886. Contributions a la faune malacologique de la Catalogne. I. *Bulletin de la Société Malacologique de France*, 3: 151–164. [p. 151].


Type locality: "...rochers à pic du défilé de las "Escalas de Sopeira", aux bords de la Noguera Ribagorzana, frontière de les provinces de Lérida et de Huesca".

Toponymic note and update: Escales gorge, Noguera Ribagorzana [Ribagorçana] River, near the municipality of Sopeira, province of Huesca; border between the provinces of Lleida and Huesca, Spain.

### Types

Lectotype: Museu de Ciències Naturals (Zoologia) de Barcelona, MZB 79–5967A (shell, ex Bofill coll.).

Paralectotypes: Museu de Ciències Naturals (Zoologia) de Barcelona, MZB 79–5967B (type loc., 1 shell, ex Bofill coll.).



**Current name:** *Xerocrassa ripacurcica* (Bofill, 1886).

Puente, A. I., 1994. Estudio taxonómico y biogeográfico de la Superfamilia Helicoidea Rafinesque, 1815 (Gastropoda: Pulmonata: Stylommatophora) de la Península Ibérica e Islas Baleares. Unpublished Ph. D. Thesis, Universidad del País Vasco. 1037 pp. [p. 224].

Martínez–Ortí, A. & Robles, 2003. *Moluscos continentales de la Comunidad Valenciana*. Conselleria de Territori i Habitatge. Generalitat Valenciana. Colección Biodiversidad, 11: 259 pp. [p. 138].

Martínez–Ortí, A. & Gittenberger, E., 2005. The taxonomical status of the Iberian taxon *Helicopsis gigaxii arturi* Haas 1924 (Gastropoda: Hygromiidae). Abstracts IV International Congress of the European Malacological Societies. *Notiziario SIM*, 23(5–8): 92 pp. [p. 74].

## Pulmonata, Stylommatophora, Helicoidea, Hygromiidae, Hygromiinae

### *Helix salvanae* Fagot, 1886

Salvañá, J. M., 1886. Estudio de M. Pablo Fagot sobre los hélices xerofilianos del grupo *Barcinonensiana*. *Publicaciones de la Crónica Científica*: 2–7. [p. 5].

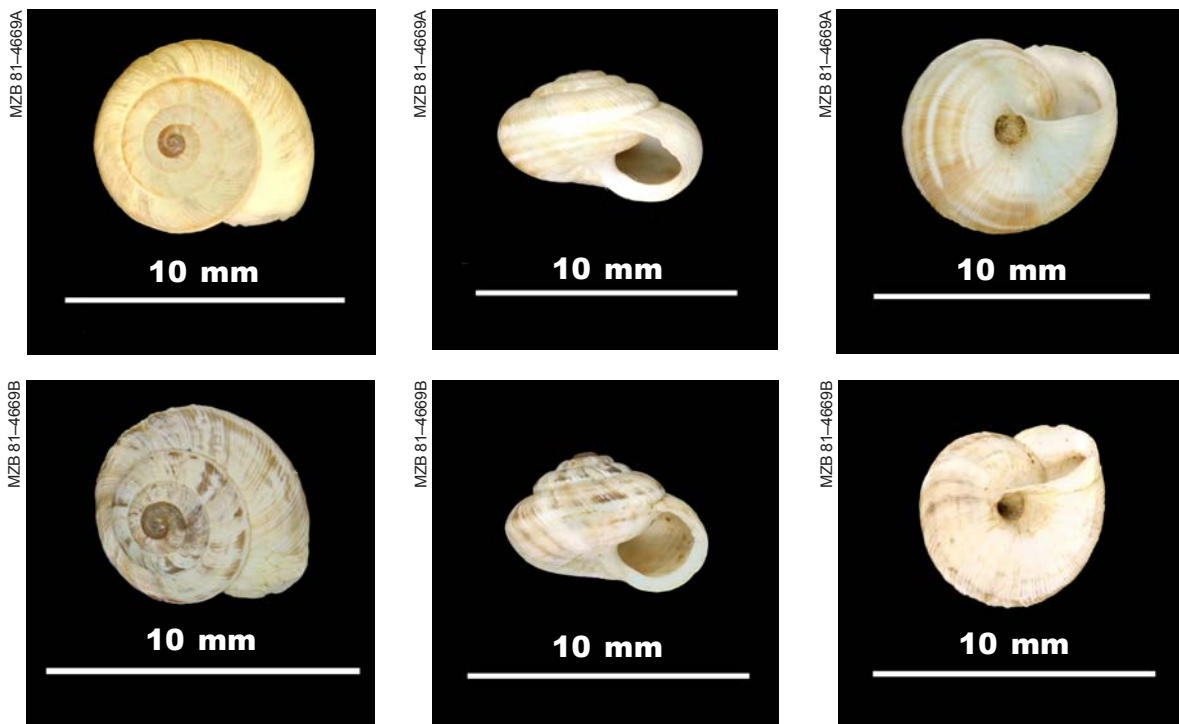
Type locality: "...hacia Espinelvas".

Toponymic note and update: towards Espinelvas [Espinelves], municipality in the province of Girona, Spain.

### Types

Lectotype: Museu de Ciències Naturals (Zoologia) de Barcelona, MZB 81–4669A (shell, ex Chía coll.).

Paralectotypes: Museu de Ciències Naturals (Zoologia) de Barcelona, MZB 81–4669B (type loc., 1 shell, ex Chía coll.).



**Current name:** *Helix salvanae* is a junior synonym of *Helicella madritensis* (Rambur, 1868).

Martínez–Ortí, A., 1999. Moluscos terrestres testáceos de la Comunidad Valenciana. Unpublished Ph. D. Thesis, Universitat de València. 743 pp. [p. 473].

Martínez–Ortí, A. & Gittenberger, E., 2004. The taxonomical status of the Iberian taxon *Xerocrassa barcinensis* sensu Soós (1926) (Gastropoda, Hygromiidae). *Molluscan Megadiversity: Sea, Land and Freshwater. World Congress of Malacology, Perth Western Australia*. pp. 94–95.

## Pulmonata, Stylommatophora, Helicoidea, Trissexodontidae

### *Helix zapateri* Hidalgo, 1870


Hidalgo, J., 1870. Descriptions de trois espèces nouvelles d'*Helix* d'Espagne. *Journal de Conchilologie*, 19: 309–312. [p. 311].

Type locality: "Belcazar".

Toponymic note and update: Belcazar [Belalcázar], municipality in the province of Córdoba, Spain.

### Types

Paralectotypes: Museu Valencià d'Història Natural, MVHN 600 (type loc., 1 shell).



### Types in other museums

Lectotype: Museo Nacional de Ciencias Naturales, Madrid, 15.05/2754.

Paralectotypes: Muséum National d'Histoire Naturelle, Paris (1 paralectotype).

**Current name:** *Hatumia zapateri* (Hidalgo, 1870).

Martínez–Ortí, A., Arrébola, J. R. & Ruiz, J. C., 2008. Revisión taxonómica de *Helix zapateri* Hidalgo, 1870 (Pulmonata, Trissexodontidae) y su nuevo estatus en la malacofauna ibérica. *Animal Biodiversity and Conservation*, 31(1): 77–81.

## Gastropoda, Opisthobranchia, Sacoglossa, Limapontiidae

### *Hermoea carminis* Fez, 1962

Fez, S. de., 1962. Dos nuevos ascoglossos y un doto en el puerto de Valencia. *Bol. R. Soc. Esp. Hist. Nat. (B)*, 60: 105–112. (p. 107, figs. 3, 4).

Fez, S. de., 1974. *Ascoglossos y Nudibranquios de España y Portugal*. Centro de Biología Aplicada, Institución "Alfonso el Magnánimo", Diputación Provincial de Valencia, Patronato "José María Quadrado" y C.S.I.C., Valencia. 325 pp. [p. 55, plates 18, 19, 20].

Type locality: "puerto de Valencia".

Toponymic note and update: port of Valencia [València], municipality in the province of València, Spain.

### Types

Lectotype: Museu Valencià d'Història Natural, MVHN 1922 (preparation of pharyngeal bulb, radula, nerve ganglions) + Museu Valencià d'Història Natural, MVHN 1923 (preparation of cirrus) + Museu Valencià d'Història Natural, MVHN 1924 (preparation of cyrrus) + Museu Valencià d'Història Natural, MVHN 1925 (preparation of cyrrus) + Museu Valencià d'Història Natural, MVHN 1927 (preparation of hermaphrodite gland).

Paralectotype: Museu Valencià d'Història Natural, MVHN 1920 (preparation of brain ganglions) + Museu Valencià d'Història Natural, MVHN 1921 (preparation of radula) + Museu Valencià d'Història Natural, MVHN 1926 (preparation of hermaphrodite gland).

Copia de Siro de Fez (1962)



**L = 10 mm**

**Current name:** *Hermoea carminis* is a junior synonym of *Placida cremoniana* Trinchese, 1892.

Cervera, J. L., Calado, G., Gavaia, C., Malaquías, M. A. E., Templado, J., Ballesteros, M. García–Gómez, J. C. & Megina, C., 2006. An annotated and updated checklist of opisthobranchs (Mollusca: Gastropoda) from Spain and Portugal (including islands and archipelagos). *Bol. Inst. Esp. Oceanogr.*, 20(1–4): 5–111. [p. 31].

## Pulmonata, Stylommatophora, Helicoidea, Helicidae, Helicinae

### *Iberellus minoricensis palumbariae* Aguilar–Amat, 1933

Aguilar–Amat, J. B. d', 1933. Observacions malacològiques. XIX. Contribució al coneixement de la malacofauna menorquina. *Butlletí de la Institució Catalana d'Història Natural*, 33(6–7): 324–338. [p. 328].


Type locality: "Illa del Colom".

Toponymic note and update: Island of Colom [d'en Colom], close to the Island of Menorca, Balearic Islands, Spain.

### Types

Lectotype: Museu de Ciències Naturals (Zoologia) de Barcelona, MZB 81–6059A (shell, ex Aguilar–Amat coll.).

Paralectotypes: Museu de Ciències Naturals (Zoologia) de Barcelona, MZB 81–6059B (type loc., 2 shells, ex Aguilar–Amat coll.).



**Current name:** *Iberellus minoricensis palumbariae* is a junior synonym of *Iberellus minoricensis* (Mitre, 1834).

Puente, A. I., 1994. Estudio taxonómico y biogeográfico de la Superfamilia Helicoidea Rafinesque, 1815 (Gastropoda: Pulmonata: Stylommatophora) de la Península Ibérica e Islas Baleares. Unpublished Ph. D. Thesis, Universidad del País Vasco. 1037 pp. [p. 758].

## Pulmonata, Stylommatophora, Helicoidea, Helicidae, Helicinae

### *Iberus gualtieranus mariae* Cobos, 1979

Cobos, A., 1979. Sobre algunos *Iberus* Montfort de la provincia de Almeria (Gastrop. Pulmon.). *Bolletí de la Societat d'Història Natural de les Balears*, 23: 35–46. [pp: 42–44, figs. 7, 8].

Type locality: "Los Alcores de Punta Entinas, Dalías, Almería".

Toponymic note and update: Dalías, municipality in the province of Almería, Spain.

### Types

Paratypes: Museu de Ciències Naturals (Zoologia) de Barcelona, MZB 84–0150 (type loc., 5 shells).



### Types in other museums

Holotype: Museo Nacional de Ciencias Naturales, Madrid, 15.05/42283 (shell).

Paratypes: Museo Nacional de Ciencias Naturales, Madrid, 15.05/42283 (119 shells).

**Current name:** *Iberus gualtieranus mariae* Cobos, 1979.

Benjamín Gómez, personal communication.

## Pulmonata, Stylommatophora, Helicoidea, Helicidae, Helicinae

### *Iberus gualtieranus ornatissimus* Cobos, 1979


Cobos, A., 1979. Sobre algunos *Iberus* Montfort de la provincia de Almeria (Gastrop. Pulmon.). *Bolletí de la Societat d'Història Natural de les Balears*, 23: 35–46 [pp. 44, 45, figs. 5, 6].

Type locality: "Barranco Fuerte, Huecija, Almería".

Toponymic note and update: Fuerte gully, Huecija [Huécija], municipality in the province of Almería, Spain.

### Types

Paratipo: Museu de Ciències Naturals (Zoologia) de Barcelona, MZB 84–0121 (type loc., 1 shell).



### Types in other museums

Holotype: Museo Nacional de Ciencias Naturales, Madrid, 15.05/41400 (shell).

Paratypes: Museo Nacional de Ciencias Naturales, Madrid, 15.05/41400 (38 shells).

**Current name:** *Iberus gualtieranus ornatissimus* Cobos, 1979.

Benjamín Gómez, personal communication.

## Pulmonata, Stylommatophora, Helicoidea, Helicidae, Helicinae

### *Iberus rositai* Fez, 1950


Fez, S. de, 1950. *Iberus Rositai*. Nueva especie del grupo de la *H. gaultierana*. *Boletín de la Real Sociedad Española de Historia Natural*, 48(2): 159–162. [figs. p. 160].

Type locality: "Benaoján (Málaga)".

Toponymic note and update: Benaoján, municipality in the province of Málaga, Spain.

### Types

Holotype: Museu Valencià d'Història Natural, MVHN 320 (shell).





## Neotaenioglossa, Rissoidea, Moitessieriidae

### *Moitessieria oleri* Altimira, 1960

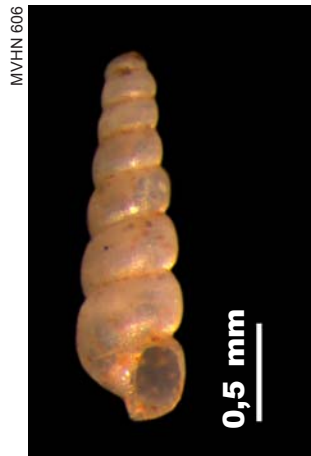
Altimira, C., 1960. Notas malacológicas. Contribución al conocimiento de los moluscos terrestres y de agua dulce de Cataluña. *Miscelánea Zoológica*, 1(3): 9–15. [p. 9, fig. 1].

Type locality: "...en el interior de la cueva del «Toll», Moyá".

Toponymic note and update: inside the cave of Toll, Moyá [Moià], municipality in the province of Barcelona, Spain.

### Types

Paralectotypes: Museu Valencià d'Història Natural, MVHN 606 (type loc., 3 shells).



### Types in other museums

Lectotype: Naturalis, Nationaal Natuurhistorisch Museum, Leiden.

Paralectotypes: Naturalis, Nationaal Natuurhistorisch Museum, Leiden, NNHM (undetermined number of paralectotypes) + NNHM (undetermined) + Boeters collection 64 (undetermined).

## Pulmonata, Stylommatophora, Clausilioidea, Clausiliidae, Aloiinae

### *Montenegrina (Beieriella) irmengandis* Klemm, 1962

Klemm, W., 1962. Die Gehäuseschnecken. In: M Beier, Zoologische Studien in West–Griechenland. X. *Sitzungsber. Österr. Akad. Wiss., math. Nat. Kl.* (I) 171(6/7): 203–258. [p. 242, plate 3. figs. 2, 8].

Type locality: "Platanusa, 750–800 m, im Epirus".

Toponymic note and update: Platanusa [= Platanousa], municipality in the region of Epirus, Greece.

### Types

Paratypes: Museu Valencià d'Història Natural, MVHN 340 (type loc., 3 shells, ex Beier coll.).



### Types in other museums

Holotype: Naturhistorische Museum, Viena, 74164.

Paratypes: Naturhistorische Museum, Viena, 74165 + Senckenberg Forschungsinstitut und Naturmuseum, Frankfurt am Main, SMF 165015 (5 Paratypes) + SMF 201606 (5) + SMF 265701 (10) + Biologiezentrum, Linz FS/24977 (undetermined number of paratypes) + Brandt collection (undetermined.) + Klemm collection 47140 (undetermined).

**Current name:** *Montenegrina irmengandis irmengardis* Klemm, 1962.

Edmund Gittenberger, personal communication.

## Pulmonata, Stylommatophora, Clausilioidea, Clausiliidae, Laminiferinae

### *Nenia subarcuata* Bofill, 1897

Bofill, A., 1897. Sobre una nueva forma malacològica de la provincia de Gerona (*Nenia subarcuata*). *Boletín de la Real Academia de Ciencias y Artes de Barcelona*, 1: 364–368. [p. 364].

Type locality: "Lladó in provinciâ Gerundensi Cataluniae, propè flumen Manol".

Toponymic note and update: Lladó, municipality in the province of Girona, near the el Manol River, Spain.

### Types

Lectotype: Museu de Ciències Naturals (Zoologia) de Barcelona, MZB 89–8524 (shell, ex Bofill coll.).

Paralectotypes: Museu de Ciències Naturals (Zoologia) de Barcelona, MZB 89–8525 (type loc., 1 shell, ex Bofill coll.).



### Types in other museums

Paralectotypes: Senckenberg Forschungsinstitut und Naturmuseum, Frankfurt am Main, 5558a (1 paralectotype).

**Current name:** *Bofilliella subarcuata* (Bofill, 1897).

Ehrmann, P., 1927. Zur Systematik der Clausiliiden, besonders der ostasiatischen. *Sitzungsberichte der Naturforschenden Gesellschaft zu Leipzig*, 49–52: 18–59. [p. 56].

## Pulmonata, Stylommatophora, Helicoidea, Trissexodontidae

### *Oestophora (Suboestophora) jeresae* Ortiz de Zárate, 1962

Ortiz de Zárate, A., 1962. Observaciones anatómicas y posición sistemática de varios helícidos españoles. V. Género *Oestophora* Hesse 1907. *Boletín de la Real Sociedad Española de Historia Natural*, 60: 81–104. [p. 99, fig. 11].

Type locality: "Jeresa (Valencia) [...] al oeste de la localidad citada y al pie de Resingles".

Toponymic note and update: at the foot of the cliff Resingles [Les Cingles], W of Jeresa [= Xeresa], municipality in the province of Valencia [=València], Spain.

#### Types

Holotype: Museu Valencià d'Història Natural, MVHN 322A (shell, ex Boscá coll.).

Paratypes: Museu Valencià d'Història Natural, MVHN 322B (type loc., 1 shell, ex Boscá coll.).



#### Types in other museums

Paratypes: Museo Nacional de Ciencias Naturales, Madrid, 15.05/22874 (3 shells).

**Current name:** *Suboestophora jeresae* (Ortiz de Zárate, 1962).

Puente, A. I., 1994. Estudio taxonómico y biogeográfico de la Superfamilia Helicoidea Rafinesque, 1815 (Gastropoda: Pulmonata: Stylommatophora) de la Península Ibérica e Islas Baleares. Unpublished Ph. D. Thesis, Universidad del País Vasco. 1037 pp. [p. 326].

## Pulmonata, Stylommatophora, Helicoidea, Trissexodontidae

### *Oestophora (Suboestophora) kuiperi* Gasull, 1966

Gasull, L., 1966. Descripción de un nuevo helícido para la fauna valenciana. *Oestophora (Suboestophora) kuiperi* nov. sp. *Boletín de la Sociedad de Historia Natural de Baleares*, 12: 159–160.


Type locality: "macizo de Cullera. Castillo. Peñascos sobre la cantera al S".

Toponymic note and update: on the quarry, S of the castle at the massif of Cullera, a municipality in the province of València, Spain.

### Types

Lectotype: Museu de Ciències Naturals (Zoologia) de Barcelona, MZB 84–1894A (shell, ex Gasull coll.).

Paralectotypes: Museu de Ciències Naturals (Zoologia) de Barcelona, MZB 84–1894B (type loc., 5 shells, ex Gasull coll.).



**Current name:** *Oestophora (Suboestophora) kuiperi* is a junior synonym of *Suboestophora boscae* (Hidalgo, 1869).

Martínez–Ortí, A. & Robles, F., 2002. First anatomical data and taxonomical clarification of *Suboestophora kuiperi* (Gasull, 1966) (Mollusca, Gastropoda: Hygromiidae). *Journal of Conchology*, 37(4): 355–362.

## Pulmonata, Stylommatophora, Helicoidea, Trissexodontidae

### *Oestophora lusitanica tarraconensis* Aguilar–Amat, 1935

Aguilar–Amat, J. B., 1935. Observacions malacològiques. XXIV. Segona troballa a Catalunya de *Oestophora lusitanica* Pfr. *Butlletí de la Institució Catalana d'Història Natural*, 35: 158–159.


Type locality: "l'Arboç", "l'avenc de Sant Antoni del terme de Cunit". The type locality has been restricted to "l'Avenc de Sant Antoni, Cunit", the locality of the lectotype.

Toponymic note and update: cave of Sant Antoni; l'Arboç and Cunit are municipalities in the province of Tarragona, Spain.

### Types

Lectotype: Museu de Ciències Naturals (Zoologia) de Barcelona, MZB 80–8402A ("l'avenc de Sant Antoni del terme de Cunit", shell).

Paralectotypes: Museu de Ciències Naturals (Zoologia) de Barcelona, MZB 80–8402B (type loc., 3 shells).



**Current name:** *Suboestophora tarraconensis* (Aguilar–Amat, 1935).

Albesa, J., Martínez–Ortí, A. & Robles, F., 1992. Contribució a la malacologia de la Sierra de Espadán (Castellón). Resúmenes de las Comunicaciones presentadas en el IX Congreso Nacional de Malacología, Bilbao.

Puente, A. I., 1994. Estudio taxonómico y biogeográfico de la Superfamilia Helicoidea Rafinesque, 1815 (Gastropoda: Pulmonata: Stylommatophora) de la Península Ibérica e Islas Baleares. Unpublished Ph. D. Thesis, Universidad del País Vasco. 1037 pp. [p. 332].

## Pulmonata, Stylommatophora, Pupilloidea, Orculidae, Orculinae

### *Orcula (Sphyradium) connollyi* Brandt, 1956

Brandt, R. A., 1956. Zur Orculidenfauna der Cyrenaika. *Archiv für Molluskenkunde*, 85(1/3): 69–82. [p. 72, plate 4, fig. 2].

Type locality: "Wadi Fil, südlich vom Wadi el Gattara, südlich vom Benina–Pas".

Toponymic note and update: region of Cyrenaica, Lybia.

### Types

Paratypes: Museu Valencià d'Història Natural, MVHN 328 ("Wadi Masciclu nò.Solluch, sudöstlich von Benina", 6 shells, ex Brandt coll.).



### Types in other museums

Holotype: Senckenberg Forschungsinstitut und Naturmuseum, Frankfurt am Main, 155103.

Paratypes: Senckenberg Forschungsinstitut und Naturmuseum, Frankfurt am Main, 155104–5 (6 paratypes) + Brandt collection C1095 (around 800 specimens).

**Current name:** *Orculella connollyi* (Brandt, 1956).

Gittenberger, E., 1978. Beiträge zur kenntnis der Pupillacea VIII. Einiges über Orculidae. *Zoologische Verhandelingen*, 163: 44 pp. [p. 17].

## Pulmonata, Stylommatophora, Pupilloidea, Orculidae, Orculinae

### *Orcula (Sphyradium) doliolum klemmi* Altimira, 1959

Altimira, C., 1959. Contribución al conocimiento de la Fauna Malacológica de la provincia de Tarragona. *Miscelánea Zoológica*, 1: 89–95. [p. 91, fig. 2].

Type locality: "alrededores de la font Grossa de la Riba"

Toponymic note and update: around the Grossa spring, La Riba, municipality of the province of Tarragona, Spain.

### Types

Syntypes: Museu Valencià d'Història Natural, MVHN 803 (4 shells, ex Altimira coll.).



### Types in other museums

Syntypes: Naturalis, Nationaal Natuurhistorisch Museum, Leiden, NNHN (4 syntypes) + NNHN (5) + NNHM (undetermined).

**Current name:** *Orcula (Sphyradium) doliolum klemmi* is a junior synonym of *Sphyradium doliolum* (Bruguière, 1792).

Gómez, B., 1998. Estudio sistemático y biogeográfico de los moluscos terrestres del Suborden Orthurethra (Gastropoda: Pulmonata: Stylommatophora) del País Vasco y regiones adyacentes, y catálogo de las especies ibéricas. Unpublished Ph. D. Thesis, Universidad el País Vasco: 424 pp. [p. 222].



## Pulmonata, Stylommatophora, Pupilloidea, Orculidae, Orculinae

### *Orcula (Orculella) klemmi* Brandt, 1958

Brandt, R. A., 1958. Über neue und wenig bekannte Binnenmollusken der Cyrenaika. *Archiv für Molluskenkunde*, 87(1/3): 1–18. [p. 10, plate 1, fig. 12].

Type locality: "Wadi Mradem, ö. El Atrun".

Toponymic note and update: region of Cyrenaica, Lybia.

### Types

Paratypes: Museu Valencià d'Història Natural, MVHN 581 (type loc., 4 shells, ex Brandt coll.).



### Types in other museums

Holotype: Senckenberg Forschungsinstitut und Naturmuseum, Frankfurt am Main, 161097.

Paratypes: Senckenberg Forschungsinstitut und Naturmuseum, Frankfurt am Main, 161098 (3 paratypes) + Biologiezentrum Linz FS/13534 (undetermined number) + Brandt collection C1181 (20).

## Pulmonata, Stylommatophora, Pupilloidea, Orculidae, Orculinae

### *Orcula (Orculella) marmarica* Brandt, 1958

Brandt, R. A., 1958. Über neue und wenig bekannte Binnenmollusken der Cyrenaika. *Archiv für Molluskenkunde*, 87(1/3): 1–18. [p. 8, plate 1, fig. 10].

Type locality: "Wadi el Maallegh, sö. Martuba".

Toponymic note and update: region of Cyrenaica, Lybia.

### Types

Paratypes: Museu Valencià d'Història Natural, MVHN 613 ("Wadi ö Ehrenmal Tobruk", 4 shells, ex Brandt coll.).



### Types in other museums

Holotype: Senckenberg Forschungsinstitut und Naturmuseum, Frankfurt am Main, 161125.

Paratypes: Senckenberg Forschungsinstitut und Naturmuseum, Frankfurt am Main, SMF 161125 + SMF 158029 (6 paratypes) + SMF 161126 (4) + SMF 158037 (6) + SMF 158032 (7) + SMF 161127 (5) + Brandt collection (55).

## Pulmonata, Stylommatophora, Pupilloidea, Orculidae, Orculinae

### *Orcula (Orculella) mayi* Brandt, 1956

Brandt, R. A., 1956. Zur Orculidenfauna der Cyrenaika. *Archiv für Molluskenkunde*, 85(1/3): 69–82. [p. 72, plate 4, fig. 3].

Type locality: "Wadi n. Wadi Buraas, sö. Bengasi".

Toponymic note and update: region of Cyrenaica, Lybia.

### Types

Paratypes: Museu Valencià d'Història Natural, MVHN 580 (type loc., 5 shells, ex Brand coll.).



### Types in other museums

Holotype: Senckenberg Forschungsinstitut und Naturmuseum, Frankfurt am Main, 155106.

Paratypes: Senckenberg Forschungsinstitut und Naturmuseum, Frankfurt am Main, 155107 (6 paratypes) + Ohio State University Museum 27270 (1, ex Hemmen coll.; ex G.T. Watters coll.) + Brandt collection (137).

**Current name:** *Orculella mayi* (Brandt, 1956).

Gittenberger, E., 1978. Beiträge zur Kenntnis der Pupillacea VIII. Einiges über Orculidae. *Zoologische Verhandlungen*, 163: 44 pp. [p. 17].

## Pulmonata, Stylommatophora, Pupilloidea, Orculidae, Orculinae

### *Orcula (Sphyradium) pabsti* Brandt, 1956

Brandt, R. A., 1956. Zur Orculidenfauna der Cyrenaika. *Archiv für Molluskenkunde*, 85 (1/3): 69–82. [p. 77, plate 4, fig. 8].

Type locality: "Wadi Fil, erstes Wadi südlich von Wadi el Gattara, im SO von Bengasi".

Toponymic note and update: region of Cyrenaica, Lybia.

### Types

Paratypes: Museu Valencià d'Història Natural, MVHN 579 (type loc., 5 shells, ex Brandt coll.).



### Types in other museums

Holotype: Senckenberg Forschungsinstitut und Naturmuseum, Frankfurt am Main, 155113.

Paratypes: Senckenberg Forschungsinstitut und Naturmuseum, Frankfurt am Main, 155114 (6 paratypes) + Ohio State University Museum 25194 (1, ex Hemmen coll., ex Krull coll., ex Watters coll.) + Biologiezentrum Linz FS/17009 (undetermined number) + Brandt collection (120).

**Current name:** *Orculella (Sphyradium?) pabsti* (Brandt, 1956).

Gittenberger, E., 1978. Beiträge zur Kenntnis der Pupillacea VIII. Einiges über Orculidae. *Zoologische Verhandlungen*, 163: 44 pp. [p. 17].

## Pulmonata, Stylommatophora, Gastrodontoidea, Oxychilidae, Oxychilinae

### *Oxychilus (Eopolita) forcati forcati* Brandt, 1958

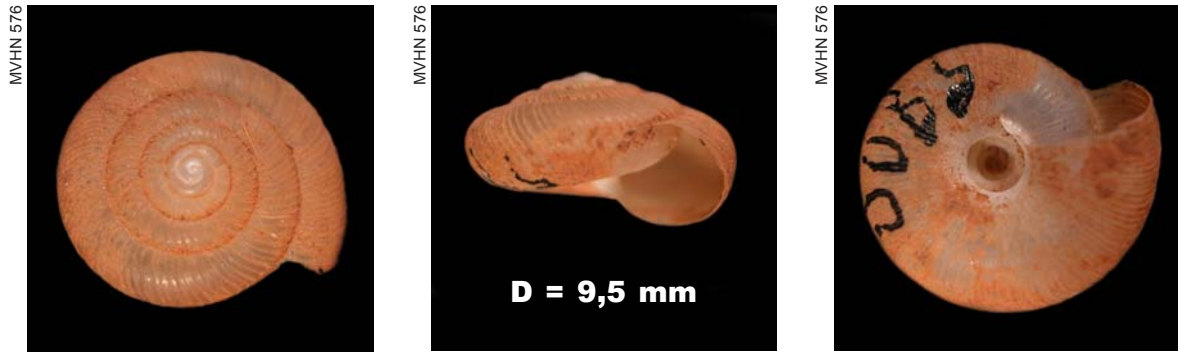
Brandt, R. A., 1958. Über neue und wenig bekannte Binnenmollusken der Cyrenaika. *Archiv für Molluskenkunde*, 87(1/3): 1–18. [p. 16, plate 2, figs. 8, 16].

Type locality: "Tokra–Paâ, Steinbruch an der 2. Serpentine".

Toponymic note and update: region of Cyrenaica, Lybia.

### Types

Paratypes: Museu Valencià d'Història Natural, MVHN 576 (type loc., 2 shells, ex Brandt coll.).



### Types in other museums

Holotype: Senckenberg Forschungsinstitut und Naturmuseum, Frankfurt am Main, 161131.

Paratypes: Senckenberg Forschungsinstitut und Naturmuseum, Frankfurt am Main, 161147 (10 paratypes) + Ohio State University Museum (1, ex Hemmen coll.; ex G.T. Watters coll.) + Brandt collection (30).

**Current name:** *Eopolita forcati* (Brandt, 1958).

Forcart, L., 1960. Taxionomische Revision paläarktischer Zonitinae, III–V. *Archiv für Molluskenkunde*, 89(1/3): 1–22. [p. 19, fig. 4].

## Pulmonata, Stylommatophora, Gastrodontoidea, Oxychilidae, Oxychilinae

### *Oxychilus mercadali* Gasull, 1969

Gasull, L., 1969. Descripción de una nueva especie de Zonítido de Sudeste Ibérico *Oxychilus mercadali* sp. n. *Boletín de la Sociedad de Historia Natural de las Baleares*, 14: 143–144.

Type locality: "Cullera. Castillo".

Toponymic note and update: Castle at Cullera, municipality in the province of València, Spain.

### Types

Lectotype: Museu de Ciències Naturals (Zoologia) de Barcelona, MZB 84–1738A (shell, ex Gasull coll.). Designated at the same time as the paralectotypes in Martínez–Ortí, A. & Robles, F., 1996: Sobre los ejemplares tipo de algunos gasterópodos terrestres valencianos. *Libro de resúmenes. XI Congreso Nacional de Malacología*, Almería: 76–77.

Paralectotypes: Museu de Ciències Naturals (Zoologia) de Barcelona, MZB 84–1738B (type loc., 4 shells, ex Gasull coll.).



## **Pulmonata, Stylommatophora, Enidoidea, Enidae, Bulimininae**

### ***Paramastus edentatus zilchi* Brandt, 1958**

Brandt, R. A., 1958. Über neue und wenig bekannte Binnenmollusken der Cyrenaika. *Archiv für Molluskenkunde*, 87(1/3): 1–18. [p. 15, plate 1, figs. 7, 14].

Type locality: "Abhang der 2. Plateaustufe zwischen Wadi el Gattara und Wadi Tuega, n. Südstraßenpaß ö. Barce".

Toponymic note and update: Barce [= Al Marj, province of Al Jabal al Akhdar, region of Cyrenaica, Lybia.

### **Types**

Paratypes: Museu Valencià d'Història Natural, MVHN 572 (type loc., 5 shells, ex Brandt coll.).



### **Types in other museums**

Holotype: Senckenberg Forschungsinstitut und Naturmuseum, Frankfurt am Main, 158118.

Paratypes: Senckenberg Forschungsinstitut und Naturmuseum, Frankfurt am Main, 158119 (37 paratypes).

## Pulmonata, Stylommatophora, Helicoidea, Hygromiidae, PONENTININAE

### *Plentuisa vendia* Puente & Prieto, 1992

Puente, A. I. & Prieto, C. E., 1992. *Plentuisa vendia*, a new genus and species from the Picos de Europa (North of the Iberian Península) (Gastropoda: Helicoidea: Hygromiidae). *Journal of Conchology*, 34: 159–168.

Type locality: "Sotres (Asturias)".

Toponymic note and update: Sotres, inhabited place in the municipality of Cabrales, Asturias, Spain.

### Types

Paratypes: Museu de Ciències Naturals (Zoologia) de Barcelona, MZB 92–0084 (type loc., 1 in alcohol) + MZB 92–0085 (type loc., 1 shell) + MZB 92–0086 (type loc., 1 shell).



### Types in other museums

Holotype: Universidad del País Vasco.

Paratypes Universidad del País Vasco (102 paratypes); Senckenberg Forschungsinstitut und Naturmuseum, Frankfurt am Main (3) + Naturalis, Nationaal Natuurhistorisch Museum, Leiden (3) + Natural History Museum, London (3) + Museo Nacional de Ciencias Naturales, Madrid (3).



## Architaenioglossa, Cyclophoroidea, Cochlostomatidae

### *Pomatias bolosianum* Salvañá, 1888


Salvañá, J. M., 1888. Contribución a la fauna malacològica de lo Pirineos Catalanes ó sea descripci3n de la comarca de Olot en relaci3n con la fáunula malacològica local y monografía de los moluscos terrestres y fluviátiles de aquel territorio. *Anales de la Sociedad Española de Historia Natural*, 17: 1–58. [p. 44].

Type locality: "Salt del Sallent, Santa Magdalena, Puigsacáu, la sierra del Corp y Finestras; encontrándose también en Costabona". The type locality has been restricted to "Santa Magdalena", the locality where the lectotype was collected.

Toponymic note and update: Santa Magdalena [Santa Magdalena del Mont] is a sanctuary located in the municipality of la Vall d'en Bas, province of Girona, Spain.

### Types

Lectotype: Museu de Ciències Naturals (Zoologia) de Barcelona, MZB 80–0403 ("Santa Magdalena de Puigsacalm" [or Santa Magdalena del Mont], shell, ex Bofill coll.).



**Current name:** *Pomatias bolosianum* is a junior synonym of *Cochlostoma martorelli* (Bourguignat, 1880).

After direct observation of the lectotype, together with the original description and the known geographic distribution it is clear that *Pomatias bolosianum* should be considered a junior synonym of *Cochlostoma martorelli*. This has been corroborated by other experts (Serge Gofas, personal communication)

## Architaenioglossa, Cyclophoroidea, Cochlostomatidae

### *Pomatias organiacus* Fagot, 1905

Fagot, P., 1905. Contributions à la faune malacologique de la Catalogne. *Butlletí de la Institució Catalana d'Història Natural*, 5: 138–143. [p. 141].


Type locality: "Déffile d'Organyá".

Toponymic note and update: gorge of Organyá [Organyà], a municipality in the province of Lleida, Spain.

### Types

Lectotype: Museu de Ciències Naturals (Zoologia) de Barcelona, MZB 80–0419A ("entre Organyà i Nargó (riu Segre)" [Coll de Nargó, municipality of Lleida], shell, ex Bofill coll.).

Paralectotypes: Museu de Ciències Naturals (Zoologia) de Barcelona, MZB 80–0419B (type loc., 2 shells, ex Bofill coll.).



**Current name:** *Pomatias organiacus* is a junior synonym of *Cochlostoma martorelli* (Bourguignat, 1880).

Following direct observation of the lectotype, together with the original description and the known geographic distribution it is clear that *Pomatias organiacus* should be considered a junior synonym of *Cochlostoma martorelli*. This has been corroborated by other experts (Serge Gofas, personal communication).

## Neotaenioglossa, Rissooidea, Hydrobiidae, Hydrobiinae

### *Pseudamnicola gasulli* Boeters, 1981

Boeters, H. D., 1981. Unbekannte westeuropäische Prosobranchia 2. *Archiv für Molluskenkunde*, 111(1/3): 55–61. [p. 59].

Type locality: "Sta Eulalia, Hotel Fenicia, Ibiza".

Toponymic note and update: Hotel Fenicia in Sta Eulalia [Santa Eulària des Riu], municipality of Eivissa [= Ibiza], Balearic Islands, Spain.

### Types

Paratypes: Museu de Ciències Naturals (Zoologia) de Barcelona, MZB 84–7965 (type loc., 2 shells, ex Gasull coll.).



### Types in other museums

Holotype: Senckenberg Forschungsinstitut und Naturmuseum, Frankfurt am Main, 253582.

Paratypes: Senckenberg Forschungsinstitut und Naturmuseum, Frankfurt am Main, 253583 (1 paratype) + Boeters collection 856 (1) + Boeters collection 929 (1).

## Neotaenioglossa, Rissooidea, Hydrobiidae, Belgrandiinae

### *Pseudamnicola lagari* Altimira, 1960

Altimira, C., 1960. Notas malacológicas. Contribución al conocimiento de los moluscos terrestres y de agua dulce de Cataluña. *Miscelánea Zoológica*, 1(3): 9–15. [p. 10, fig. 2].

Type locality: "Sot de Can Parés, Gavá (Barcelona)".

Toponymic note and update: Gavá [Gavà], municipality in the province of Barcelona, Spain.

### Types

Paralectotypes: Museu Valencià d'Història Natural, MVHN 605 (type loc. , 2 shells, ex Altimira coll.).



### Types in other museums

Lectotype: Naturalis, Nationaal Natuurhistorisch Museum, Leiden, 56466.

Paralectotypes: Naturalis, Nationaal Natuurhistorisch Museum, Leiden (undetermined number of paralectotypes) + Naturhistorische Museum, Viena, 79000/K 45087 (5) + Biologiezentrum Linz FS/13528 (undetermined).

**Current name:** *Islamia lagari* (Altimira, 1960).

Arconada, B. & Ramos, M<sup>a</sup> A., 2006. Revision of the genus *Islamia* Radoman, 1973 (Gastropoda, Caenogastropoda, Hydrobiidae) on the Iberian Peninsula and description of two new genera and three new species. *Malacologia*, 48(1–2): 77–132. [p. 92, figs. 50–54].

## Pulmonata, Stylommatophora, Streptaxioidea, Streptaxidae, Enneinae

### *Ptychotrema (Ennea) malaboensis* Ortiz de Zárate & Ortiz de Zárate, 1955

Ortiz de Zárate, A. & Ortiz de Zárate, A., 1955. Contribuciones al conocimiento de la fauna malacológica terrestre de la Isla de Fernando Poo. II. Familia Streptaxidae. *Boletín de la Real Sociedad Española de Historia Natural*, 53: 75–140. [p. 101, fig. 13].

Type locality: "...en el Valle de Moca, en las huertas del poblado de Malabo, a 1.600 metros y [...] del Pico de Santa Isabel, entre 1.900 y 2.400 metros sobre el nivel del mar".

Toponymic note and update: valley of Moca and peak of Santa Isabel [= Basilé], Island of Bioko, Equatorial Guinea.

#### Types

Paratypes: Museu Valencià d'Història Natural, MVHN 595 ("Pico de Santa Isabel", 1 shell, ex Ortiz de Zárate coll.).



#### Types in other museums

Holotype: Museo Nacional de Ciencias Naturales, Madrid. Awaiting location (Villena, M., Aparicio, M. T., Baratech, L. & Templado, J., 1997. *Los "ejemplares tipo" de las colecciones malacológicas del Museo Nacional de Ciencias Naturales*. Vol. II. Museo Nacional de Ciencias Naturales, Madrid).

Paratypes: Museo Nacional de Ciencias Naturales, Madrid, MNCN 15.05/23701 ("poblado de Malabo", 2 paratypes) + MNCN 15.05/23702 ("Pico de Santa Isabel", 6) + Senckenberg Forschungsinstitut und Naturmuseum, Frankfurt am Main, 155633 (1) + Dirección General de Provincias y Plazas Africanas (undetermined number) + Museum of Comparative Zoology, Harvard (2, "Pico de Santa Isabel", ex Ortiz de Zárate coll.).

**Comments:** Once the holotype is located the type locality should then be restricted to one of the two locations quoted by the author on the label ("Poblado de Malabo en el valle de Moca" and "Pico de Santa Isabel", both on the Island of Bioko, Equatorial Guinea Ecuatorial) (Villena, M., Aparicio, M. T., Baratech, L. & Templado, J., 1997. *Los "ejemplares tipo" de las colecciones malacológicas del Museo Nacional de Ciencias Naturales*. Vol. II. Museo Nacional de Ciencias Naturales, Madrid).

## Pulmonata, Stylommatophora, Pupilloidea, Chondrinidae

### *Pupa angulata* Fagot, 1888

Fagot, P., 1887–1888. Contribuciones a la fauna malacológica de Aragón. Catálogo razonado de los Moluscos del Valle del Éssera. *Crónica Científica*, 10–11: 345–484, 31–198. [p. 104].


Type locality: "Salto del Caballo, entre Seira y Puente de Arguana. [...] Entre Chía y Seira se encuentra una variedad que difiere del tipo". Type locality was restricted (Gittenberger, 1973. Beiträge zur Kenntnis der Pupillacea III. Chondrininae. *Zoologische Verhandlungen* 127: 1–267) to: "Zwischen Seria und Chía, Huesca". According to the text on the label of the lectotype the type locality is restricted to: "Castejón de Sos a Venta de Abi, Essera".

Toponymic note and update: from Castejón de Sos, [municipality] to Venta de Abi [inhabited place in the municipality of Seira], province of Huesca, Spain.

### Types

Lectotype: Museu de Ciències Naturals (Zoologia) de Barcelona, MZB 89–8528 (shell, ex Chia coll.).

Paralectotypes: Museu de Ciències Naturals (Zoologia) de Barcelona, MZB 89–8529 (type loc., 2 shells, ex Chía coll.).



**Current name:** *Pupa angulata* is a junior synonym of *Chondrina tenuimarginata* (Des Moulins, 1835).

Gittenberger, E., 1973. Beiträge zur Kenntnis der Pupillacea III. Chondrininae. *Zoologische Verhandlungen*, 127: 1–267. [p. 194].

## Pulmonata, Stylommatophora, Pupilloidea, Chondrinidae

### *Pupa aragonica* Fagot, 1888

Fagot, P., 1887–1888. Contribuciones a la fauna malacològica de Aragón. Catálogo razonado de los Moluscos del Valle del Éssera. *Crónica Científica*, 10–11: 345–484, 31–198. [p. 105].

Type locality: "...en el valle de Astós de Venasque, en el punto llamado «Puente de Nieva» más arriba del «Puente de Cubera» [...] en el valle del Éssera: 1º Frente los Baños de Venasque; 2º entre el afluente del valle de Malhibierno y el «Puente de Cubera»". The type locality was restricted (Gittenberger, E., 1973. Beiträge zur kenntnis der Pupillacea III. Chondrininae. *Zoologische Verhandelingen*, 127: 1–267) to: "entre el afluente del valle de Malhibierno y el «Puente de Cubera»".

Toponymic note and update: valley of Astós [Estós]; Baños de Venasque [Spa of Baños de Benasque], Benasque [= Benasc], municipality of the province of Huesca; Malhibierno [peak of Vallhibierna]; Puente de Cubera (bridge of Cubera [according to X. Terrado, it could be Casa Cubera or the old village of Cuera, both in the municipality of Benasque, province of Huesca, Spain.

### Types

Lectotype: Museu de Ciències Naturals (Zoologia) de Barcelona, MZB 89–8534 ("Desfiladero entre Valhibierno y Pont de Cubera (Valle del Essera)", shell).

Paralectotypes: Museu de Ciències Naturals (Zoologia) de Barcelona, MZB 89–8535 ("Benasque, entre Pont de Cubera y Vallhibierna", 7 shells, ex Bofill coll.).



**Current name:** *Pupa aragonica* is a junior synonym of *Chondrina ascendens* (Westerlund, 1878).

Gittenberger, E., 1973. Beiträge zur kenntnis der Pupillacea III. Chondrininae. *Zoologische Verhandelingen*, 127: 1–267. [p. 238].



## Pulmonata, Stylommatophora, Pupilloidea, Chondrinidae

### *Pupa bofilli* Fagot, 1884

Fagot, P., 1884. Contribution a la faune malacologique de la Catalogne. *Annales de Malacologie*, 2: 169–194. [p. 189].

Type locality: "Rochers aux environs du monastère du Montserrat".

Toponymic note and update: rocks around the monastery of Montserrat, in the municipality of Monistrol de Montserrat, province of Barcelona, Spain.

### Types

Paralectotypes: Museu de Ciències Naturals (Zoologia) de Barcelona, MZB 89–8572 ("serralada [mountain range] de Montserrat", 19 shells) + MZB 89–8573 ("serralada de Montserrat", 8 shells) + MZB 89–8574 ("serralada de Montserrat", 5 shells).



### Types in other museums

Lectotype: Göteborgs Naturhistoriska Museum, Westerlund coll., 2266.

**Current name:** *Abida secale bofilli* (Fagot, 1884).

Gittenberger, E., 1973. Beiträge zur kenntnis der Pupillacea III. Chondrininae. *Zoologische Verhandelingen*, 127: 1–267. [p. 113].

## Pulmonata, Stylommatophora, Pupilloidea, Chondrinidae

### *Pupa (Torquilla) cadica* Westerlund, 1902

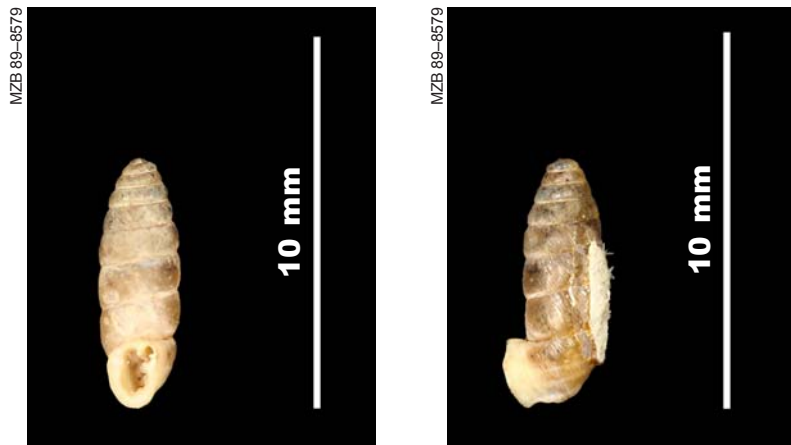
Westerlund, C. A., 1902. Descripciones de Moluscos nuevos de España. *Boletín de la Sociedad Española de Historia Natural*, 2: 236–239. [p. 238].

Type locality: "Sierra de Cadí (Lérida)". The type locality was restricted (Gittenberger, E., 1973. Beiträge zur Kenntnis der Pupillacea III. Chondrininae. *Zoologische Verhandlungen*, 127: 1–267) to: "Collado de Tanca la Porta, Sierra del Cadí, Lérida, Spanien".

Toponymic note and update: mountain pass of Tancalaporta, between the municipalities of Bellver de Cerdanya, province of Lérida (=Lleida), and Gisclareny, province of Barcelona, Cadí mountains, Spain.

### Types

Paralectotypes: Museu de Ciències Naturals (Zoologia) de Barcelona, MZB 89–8569 ("Canal Baridana y coll de Tanca la Porta, sierra del Cadí", 1 shell, ex Bofill coll.) + MZB 89–8579 ("coll de Tanca la Porta", 1 shell, ex Bofill coll.).



### Types in other museums

Lectotype: Göteborgs Naturhistoriska Museum, Westerlund coll., 2261.

**Current name:** *Abida secale cadica* (Westerlund, 1902).

Gittenberger, E., 1973. Beiträge zur Kenntnis der Pupillacea III. Chondrininae. *Zoologische Verhandlungen*, 127: 1–267. [p. 120].

## Pulmonata, Stylommatophora, Pupilloidea, Chondrinidae

### *Pupa catalonica* Bofill, 1886

Bofill, A., 1886. Contributions a la faune malacologique de la Catalogne. I. *Bulletin de la Société Malacologique de France*, 3: 151–164. [p. 157].


Type locality: "...Camprodon (Pyrénées de la province de Gerona)".

Toponymic note and update: Camprodon, municipality in the province of Girona, Pyrenees, Spain.

### Types

Lectotype: Museu de Ciències Naturals (Zoologia) de Barcelona, MZB 89–8591 (shell, ex Bofill coll.).

Paralectotypes: Museu de Ciències Naturals (Zoologia) de Barcelona, MZB 89–8600 (type loc., 148 shells, ex Bofill coll.) + MZB 89–8583 (type loc., 9 shells, ex Bofill coll.).



**Current name:** *Pupa catalonica* is a junior synonym of *Abida secale affinis* (Bofill, 1886).

Gittenberger, E., 1973. Beiträge zur kenntnis der Pupillacea III. Chondrininae. *Zoologische Verhandlungen*, 127: 1–267. [p. 104].

## Pulmonata, Stylommatophora, Pupilloidea, Chondrinidae

### *Pupa crassata* Bofill, 1888

Bofill, A., 1888. In: Fagot, P., 1887–1888. Contribuciones a la fauna malacològica de Aragón. Catálogo razonado de los Moluscos del Valle del Éssera. *Crónica Científica*, 10–11: 345–484, 31–198. [p. 122].

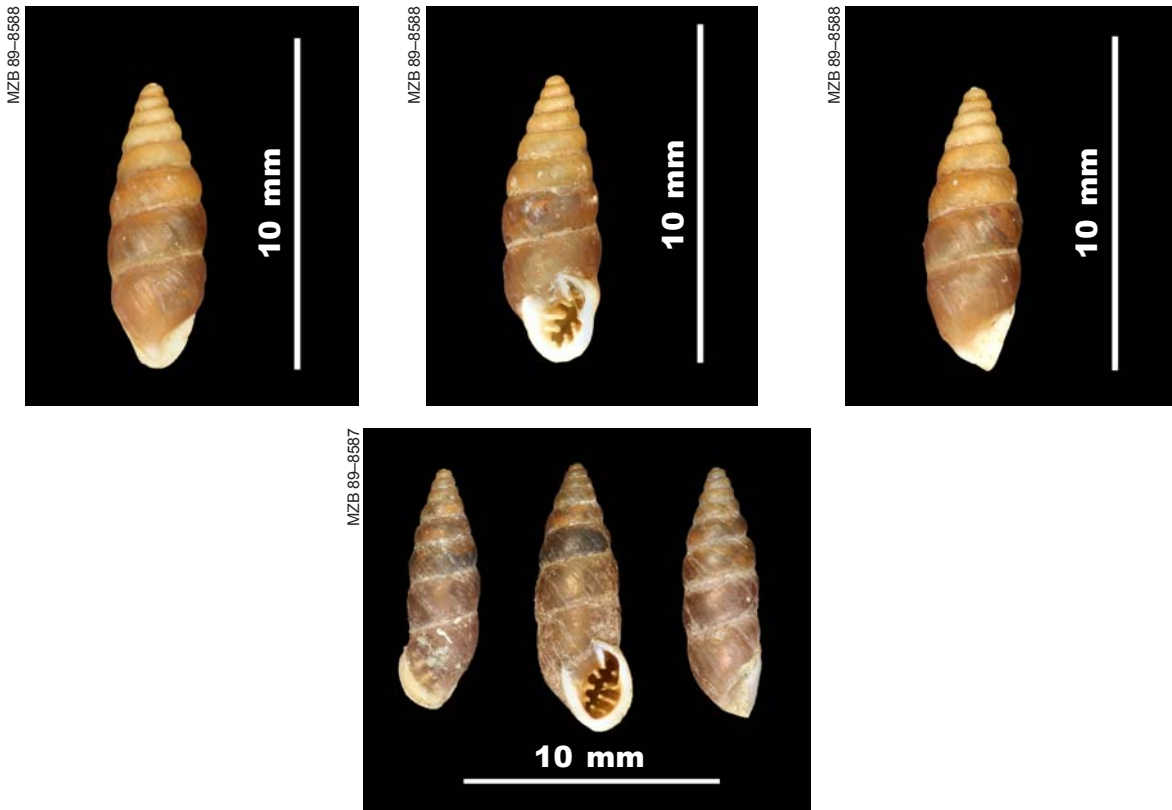
Type locality: ""Escalas de Sopeira" en el valle de Noguera Ribagorzana".

Toponymic note and update: reservoir of Escales, municipality of Sopeira, province of Huesca, on the border between the provinces of Lleida and Huesca. Valley of the Noguera Ribagorzana [Ribagorçana] River, Spain.

### Types

Lectotype: Museu de Ciències Naturals (Zoologia) de Barcelona, MZB 89–8588 (shell, ex Bofill coll.).

Paralectotypes: Museu de Ciències Naturals (Zoologia) de Barcelona, MZB 89–8587 (type loc., 14 shells, ex Bofill coll.) + MZB 89–8614 (type loc., 11 shells, Bofill coll.).



### Types in other museums

Paralectotypes: Senckenberg Forschungsinstitut und Naturmuseum, Frankfurt am Main (15 shells).

**Current name:** *Pupa crassata* is a junior synonym of *Chondrina tenuimarginata* (Des Moulins, 1835).

Gittenberger, E. 1973. Beiträge zur kenntnis der Pupillacea III. Chondrininae. *Zoologische Verhandelingen*, 127: 1–267. [p. 194].

## Pulmonata, Stylommatophora, Pupilloidea, Chondrinidae

### *Pupa dertosensis* Bofill, 1886

Bofill, A., 1886. Contributions a la faune malacologique de la Catalogne. I. *Bulletin de la Société Malacologique de France*, 3: 151–164. [p. 162].

Type locality: "Rochers à pic de la "Serra de Cardo" (Tortosa)".

Toponymic note and update: on the rocky areas of the Cardo [Cardó] mountains, in the municipalities of Benifallet and Tivenys, province of Tarragona, Spain.

### Types

Lectotype: Museu de Ciències Naturals (Zoologia) de Barcelona, MZB 89–8530 (shell, ex Bofill coll.).

Paralectotypes: Museu de Ciències Naturals (Zoologia) de Barcelona, MZB 89–8531 (type loc., 70 shells, ex Bofill coll.) + MZB 89–8546 (type loc., 32 shells, ex Bofill coll.) + MZB 89–8554 (type loc., 2 shells, ex Bofill coll.).



**Current name:** *Pupa dertosensis* is a junior synonym of *Chondrina farinesii farinesii* (Des Moulins, 1835).

Gittenberger, E., 1973. Beiträge zur kenntnis der Pupillacea III. Chondrininae. *Zoologische Verhandlungen*, 127: 1–267. [p. 213].

## Pulmonata, Stylommatophora, Pupilloidea, Chondrinidae

### *Pupa freseriana* Bofill, 1890

Bofill, A., 1890. Contributions a la faune malacologique de la Catalogne. II. Note sur les *Pupa* de la série du *Pupa affinis*. *Bulletin de la Société Malacologique de France*, 7: 251–266. [p. 255].

Type locality: "...sur le bord droit du Freser, vallée de Ribas (Pyrénées de la Catalogne), près du "pont del Serrat", le premier que l'on trouve de Caralps à Ribas".

Toponymic note and update: close to the bridge of el Serrat [inhabited place in the municipality of Queralbs], from Caralps [Queralps] to Ribes de Freser [municipality], on the right of the Freser River, Ribas valley [Ribes], province of Girona, Spain.

### Types

Lectotype: Museu de Ciències Naturals (Zoologia) de Barcelona, MZB 89–8592 (shell, ex Bofill coll.).

Paralectotypes: Museu de Ciències Naturals (Zoologia) de Barcelona, MZB 89–8577 (type loc., 22 shells, ex Bofill coll.).



### Types in other museums

Paralectotypes: Senckenberg Forschungsinstitut und Naturmuseum, Frankfurt am Main (1 paralectotype).

**Current name:** *Pupa freseriana* is a junior synonym of *Abida secale affinis* (Rossmässler, 1839).

Gittenberger, E., 1973. Beiträge zur Kenntnis der Pupillacea III. Chondrininae. *Zoologische Verhandlungen*, 127: 1–267. [p. 104].

## Pulmonata, Stylommatophora, Pupilloidea, Chondrinidae

### *Pupa ilerdensis* Fagot, 1888

Fagot, P., 1887–1888. Contribuciones a la fauna malacològica de Aragón. Catàlogo razonado de los Moluscos del Valle del Éssera. *Crònica Científica*, 10–11: 345–484, 31–198. [p. 128].

Type locality: ""Escalas de Sopeira" y Pont de Montanyana [...] en el valle del Noguera Ribagorzana – Entre Rialp y Sort, valle del Noguera Pallaresa. Figuerola de Orcau. Todas estas localidades pertenecen á la provincia de Lérida – Olot, Basegoda, en la provincia de Gerona". The type locality was restricted (Gittenberger, E., 1973. Beiträge zur kenntnis der Pupillacea III. Chondrininae. *Zoologische Verhandelingen*, 127: 1–267) to: "Figuerola de Orcau".

Toponymic note and update: Figuerola de Orcau [Figuerola d'Orcau], inhabited place in the municipality of Isona i Conca Dellà, province of Lleida, Spain.

### Types

Lectotype: Museu de Ciències Naturals (Zoologia) de Barcelona, MZB 89–8552 ("Figuerola de Orcau", shell, ex Salvañà coll.).

Paralectotypes: Museu de Ciències Naturals (Zoologia) de Barcelona, MZB 89–8553 (type loc., 22 shells, ex Salvañà coll.).



### Types in other museums

Paralectotypes: Senckenberg Forschungsinstitut und Naturmuseum, Frankfurt am Main, SMF (6 shells) + SMF (7 topotypes).

**Current name:** *Pupa ilerdensis* is a junior synonym of *Chondrina farinesii sexplicata* (Bofill, 1886).

Gittenberger, E., 1973. Beiträge zur kenntnis der Pupillacea III. Chondrininae. *Zoologische Verhandelingen*, 127: 1–267. [p. 221].

## Pulmonata, Stylommatophora, Pupilloidea, Chondrinidae

### *Pupa leptochilus* var. *microchilus* Bofill, 1909

Bofill, A., 1909. El Noguera Ribagorzana "vallis clausa" malacològicamente considerado. *Actas y Memorias I Congreso de Naturalistas Españoles*, Zaragoza: 190–206. [p. 198].

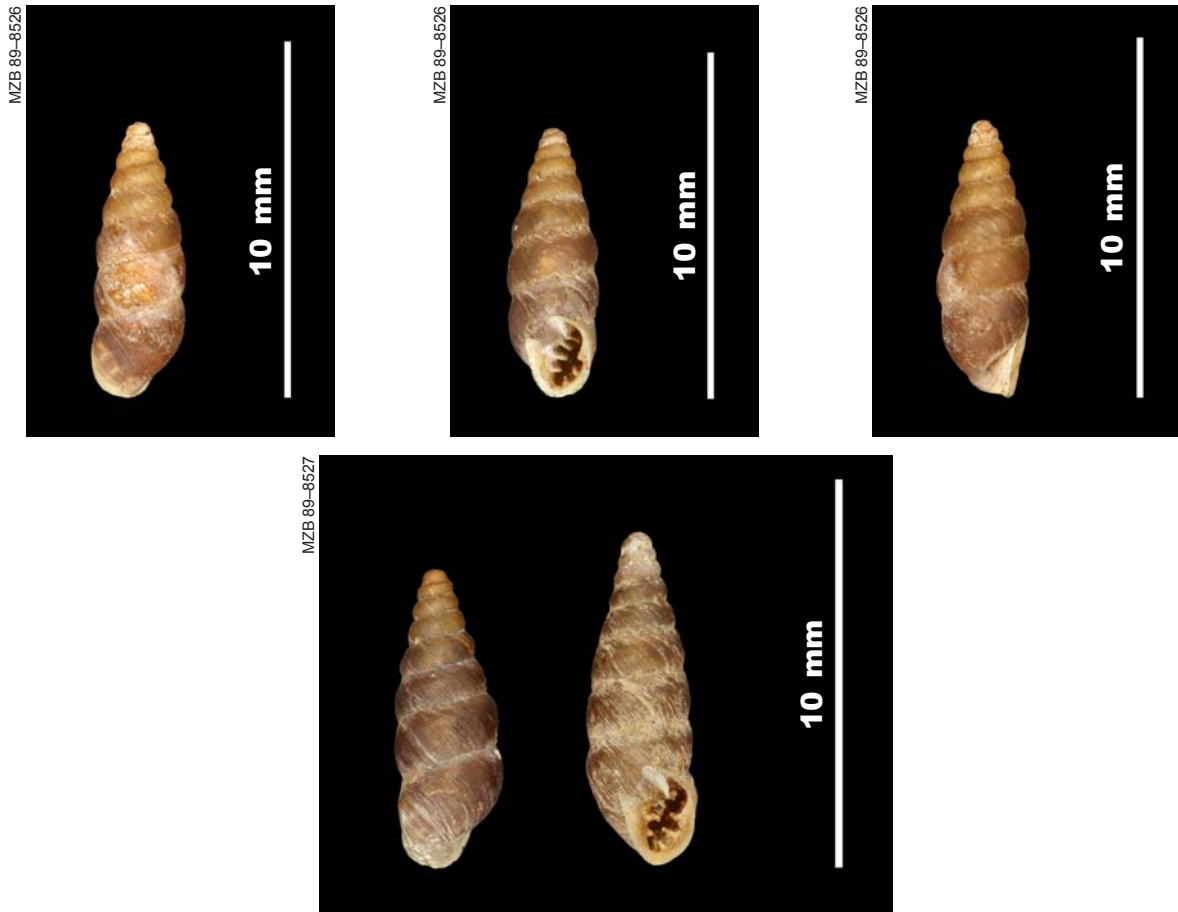
Type locality: "...en el Set de Fet, á la entrada del Congost de Sabinós".

Toponymic note and update: Fet, inhabited place in the municipality of Viacamp y Litera, at the entrance to the Sabinós gorge, province of Huesca, Spain.

### Types

Lectotype: Museu de Ciències Naturals (Zoologia) de Barcelona, MZB 89–8526 (shell, ex Bofill coll.).

Paralectotypes: Museu de Ciències Naturals (Zoologia) de Barcelona, MZB 89–8527 (type loc., 2 shells, ex Bofill coll.).



**Current name:** *Pupa leptochilus* var. *microchilus* is a junior synonym of *Chondrina tenuimarginata* (Des Moulins, 1835).

Gittenberger, E., 1973. Beiträge zur Kenntnis der Pupillacea III. Chondrininae. *Zoologische Verhandlungen*, 127: 1–267. [p. 194].



## Pulmonata, Stylommatophora, Pupilloidea, Chondrinidae

### *Pupa liliensis* Bofill, 1886

Bofill, A., 1886. Contributions a la faune malacologique de la Catalogne. I. *Bulletin de la Société Malacologique de France*, 3: 151–164. [p. 155].







Type locality: "...sur les rochers calcaires du chemin de la Pobla de Lillet, aux sources du Llobregat (Haute–Catalogne)".

Toponymic note and update: on the rocks along the path from la Pobla de Lillet [municipality] to the source of the Llobregat River [in the municipality of Castellar de n'Hug], province of Barcelona, Spain.

### Types

Lectotype: Museu de Ciències Naturals (Zoologia) de Barcelona, MZB 89–8595 ("Pobla de Lillet", shell, ex Bofill coll.).

Paralectotypes: Museu de Ciències Naturals (Zoologia) de Barcelona, MZB 89–8567 ("Pobla de Lillet a Castellar d'en Huch", 1 shell, ex Bofill coll.) + MZB 89–8568 ("Pobla de Lillet a Castellar d'en Huch", 5 shells, ex Bofill coll.).



**Current name:** *Abida secale liliensis* (Bofill, 1886).

Gittenberger, E., 1973. Beiträge zur kenntnis der Pupillacea III. Chondrininae. *Zoologische Verhandlungen*, 127: 1–267. [p. 100].

## Pulmonata, Stylommatophora, Pupilloidea, Chondrinidae

### *Pupa longini* Fagot, 1906

Fagot, P., 1906. Moluscos. In: Navás, L. Notas zoológicas XII. Novedades zoológicas de Aragón. *Boletín de la Sociedad Aragonesa de Ciencias Naturales*, 5: 199–213. [p. 201].

Type locality: "...à plus de 2.000 m d'altitude sur la peña Foradata, au dessus de Sallent (Aragón)".

Toponymic note and update: on the hill Foradata, above Sallent [Sallent de Gállego], a municipality in the province of Huesca, Spain.

### Types

Lectotype: Museu de Ciències Naturals (Zoologia) de Barcelona, MZB 89–8550 (shell, ex Bofill coll.).

Paralectotypes: Museu de Ciències Naturals (Zoologia) de Barcelona, MZB 89–8551 (type loc., 2 shells, ex Bofill coll.).



**Current name:** *Pupa longini* is a junior synonym of *Chondrina ascendens* (Westerlund, 1878).

Gittenberger, E., 1973. Beiträge zur kenntnis der Pupillacea III. Chondrininae. *Zoologische Verhandelingen*, 127: 1–267. [p. 238].

## Pulmonata, Stylommatophora, Pupilloidea, Chondrinidae

### *Pupa microdon* Westerlund, 1887

Westerlund, C. A., 1887. *Fauna pal. Reg. Binnenconch*, 3: 1–183. [p. 104].

Type locality: "Montserrat".

Toponymic note and update: Montserrat [a monastery and a mountain range], in the municipality of Monistrol de Montserrat, province of Barcelona, Spain.

### Types

Paralectotypes: Museu de Ciències Naturals (Zoologia) de Barcelona, MZB 89–8555 (type loc., 4 shells, ex Bofill coll., ex Fagot coll.).



### Types in other museums

Lectotype: Naturhistoriska riksmuseet, Stockholm, Westerlund collection.

**Current name:** *Pupa microdon* is a junior synonym of *Chondrina farinesii farinesii* (Des Moulins, 1835).

Gittenberger, E., 1973. Beiträge zur Kenntnis der Pupillacea III. Chondrininae. *Zoologische Verhandlungen*, 127: 1–267. [p. 214].

## Pulmonata, Stylommatophora, Pupilloidea, Chondrinidae

### *Pupa montserratica* Fagot, 1884

Fagot, P., 1884. Contribution a la faune malacologique de la Catalogne. *Annales de Malacologie*, 2: 169–194. [p. 191].

Type locality: "Environs du monastère du Montserrat, sur les rochers".

Toponymic note and update: on the rocks near the monastery of Montserrat, municipality of Monistrol de Montserrat, province of Barcelona, Spain.

### Types

Paralectotypes: Museu de Ciències Naturals (Zoologia) de Barcelona, MZB 89–8547 (1 shell) + MZB 89–8548 (type loc., 1 shell, ex Bofill coll., ex Fagot coll.).



### Types in other museums

Lectotype: Göteborgs Naturhistoriska Museum, Westerlund coll., 2282.

**Current name:** *Pupa montserratica* is a junior synonym of *Abida polyodon* (Draparnaud, 1801).

Gittenberger, E., 1973. Beiträge zur kenntnis der Pupillacea III. Chondrininae. *Zoologische Verhandelingen*, 127: 1–267. [p. 153].

## Pulmonata, Stylommatophora, Pupilloidea, Chondrinidae

### *Pupa montsiciana* Bofill, 1890

Bofill, A., 1890. Contributions a la faune malacologique de la Catalogne. II. Note sur les *Pupa* de la série du *Pupa affinis*. *Bull. Soc. Malac. France*, 7: 251–266. [p. 263].

Type locality: "...Portell de Montsech", près du "Pas del Roure" (Noguera Ribagorçana) [...] (alt. 700 mètr. environ)".

Toponymic note and update: Portell del Montsech [Montsec], the narrowest mountain pass in the Mont–rebei gorge, on the Noguera Ribagorçana [Ribagorçana] River, between the municipalities of Àger and el Pont de Montanyana [= Puente de Muntañana], natural border between Aragón and Catalunya [=Catalonia].

### Types

Lectotype: Museu de Ciències Naturals (Zoologia) de Barcelona, MZB 89–8590 (type loc., shell, ex Bofill coll.). Lectotype drawn in Bofill, A. & Haas, F., 1920. Estudi sobre la malacologia de les valls pirenaïques. II. Vall del Noguera Ribagorçana. *Treballs del Museu de Ciències Naturals de Barcelona*, 2: 5–99. [plate 2, figs. 25, 26].

Paralectotypes: Museu de Ciències Naturals (Zoologia) de Barcelona, MZB 89–8578 (type loc., 1 shell) + MZB 89–8566 (type loc., 21 shells, ex Bofill coll.).



**Current name:** *Pupa montsiciana* is a junior synonym of *Abida secale lilietensis* (Bofill, 1886).

Gittenberger, E., 1973. Beiträge zur kenntnis der Pupillacea III. Chondrininae. *Zoologische Verhandelingen*, 127: 1–267. [p. 100].

## Pulmonata, Stylommatophora, Pupilloidea, Chondrinidae

### *Pupa penchinatiana* var. *sexplicata* Bofill, 1886

Bofill, A., 1886. Contributions a la faune malacologique de la Catalogne. I. *Bulletin de la Société. Malacologique de France*, 3: 151–164. [p. 160].


Type locality: "«Escalas de Sopeira» [...] sur les rochers calcaires à Pont de Montanyana et ailleurs aux bords de la Noguera Ribagorzana".

Toponymic note and update: reservoir of Escalas [Escales], near Sopeira, municipality in the province of Huesca; on the rocks in el Pont de Montanyana [= Puente de Montañana], municipality in the province of Lleida; on the banks of the Noguera Ribagorzana [Ribagorçana] River, Spain.

### Types

Lectotype: Museu de Ciències Naturals (Zoologia) de Barcelona, MZB 89–8539 ("Escalas de Sopeira", shell, ex Bofill coll.). Lectotype drawn in Bofill, A., 1915. Iconografia i Descripció de Formes Malacològiques de les Conques del Noguera Pallaresa i del Ribagorçana. *Treballs de la Institució Catalana d'Història Natural*, 1: 37–58. [plate 6, fig. 7].

Paralectotypes: Museu de Ciències Naturals (Zoologia) de Barcelona, MZB 89–8540 ("Pont de Montanyana", 12 shells, ex Bofill coll.).



**Current name:** *Pupa penchinatiana* var. *sexplicata* is a junior synonym of *Chondrina farinesii sexplicata* (Bofill, 1886).

Gittenberger, E., 1973. Beiträge zur kenntnis der Pupillacea III. Chondrininae. *Zoologische Verhandelingen*, 127: 1–267. [p. 221].

go to the Index of the catalogue

## Pulmonata, Stylommatophora, Pupilloidea, Chondrinidae

### *Pupa perlonga* Bofill, 1890

Bofill, A., 1890. Contributions a la faune malacologique de la Catalogne. II. Note sur les *Pupa* de la série du *Pupa affinis*. *Bulletin de Société de Malacologie de France*, 7: 251–266. [p. 257].

Type locality: "...sur la rive droite du Freser, près de l'établissement balnéaire "den Montagut", à 5 kilomètres en aval de Ribas (Pyrénées de Gérone) [...] (alt. 700 mètr. environ)".

Toponymic note and update: on the right side of the River Freser, near the Montagut spa [now an inhabited place] in the municipality of Campelles, 5 km past Ribas [Ribes de Freser], both municipalities in the province of Girona, Spain.

### Types

Lectotype: Museu de Ciències Naturals (Zoologia) de Barcelona, MZB 89–8541 (shell, ex Bofill coll.).



### Types in other museums

Paralectotype: Senckenberg Forschungsinstitut und Naturmuseum, Frankfurt am Main (1 shell).

**Current name:** *Pupa perlonga* is a junior synonym of *Abida secale affinis* (Rossmässler, 1839).

Gittenberger, E., 1973. Beiträge zur kenntnis der Pupillacea III. Chondrininae. *Zoologische Verhandlungen*, 127: 1–267. [p. 104].

## Pulmonata, Stylommatophora, Pupilloidea, Chondrinidae

### *Pupa phthysica* Bofill, 1890


Bofill, A., 1890. Contributions a la faune malacologique de la Catalogne. II. Note sur les *Pupa* de la série du *Pupa affinis*. *Bulletin de Société de Malacologie de France*, 7: 251–266. [p. 258].

Type locality: "Besora, dans la province de Barcelona (Haute–Catalogne) à l'altitude 600 mètres environ".

Toponymic note and update: Besora [Sant Quirze de Besora, municipality in the province of Barcelona, Spain. When interpreting the term Besora, a neighbouring municipality, Santa Maria de Besora, was ruled out because it is located at a higher altitude than the approximately 600 m noted in the description of the type locality].

### Types

Lectotype: Museu de Ciències Naturals (Zoologia) de Barcelona, MZB 89–8594 (shell, ex Bofill coll.).



**Current name:** *Pupa phthysica* is a junior synonym of *Abida secale affinis* (Rossmässler, 1839).

Gittenberger, E., 1973. Beiträge zur kenntnis der Pupillacea III. Chondrininae. *Zoologische Verhandelingen*, 127: 1–267. [p. 104].



## Pulmonata, Stylommatophora, Pupilloidea, Chondrinidae

### *Pupa pulchella* Bofill, 1886

Bofill, A., 1886. Contributions à la faune malacologique de la Catalogne. *Bulletin de la Société Malacologique de France*, 3: 151–164. [p. 161].

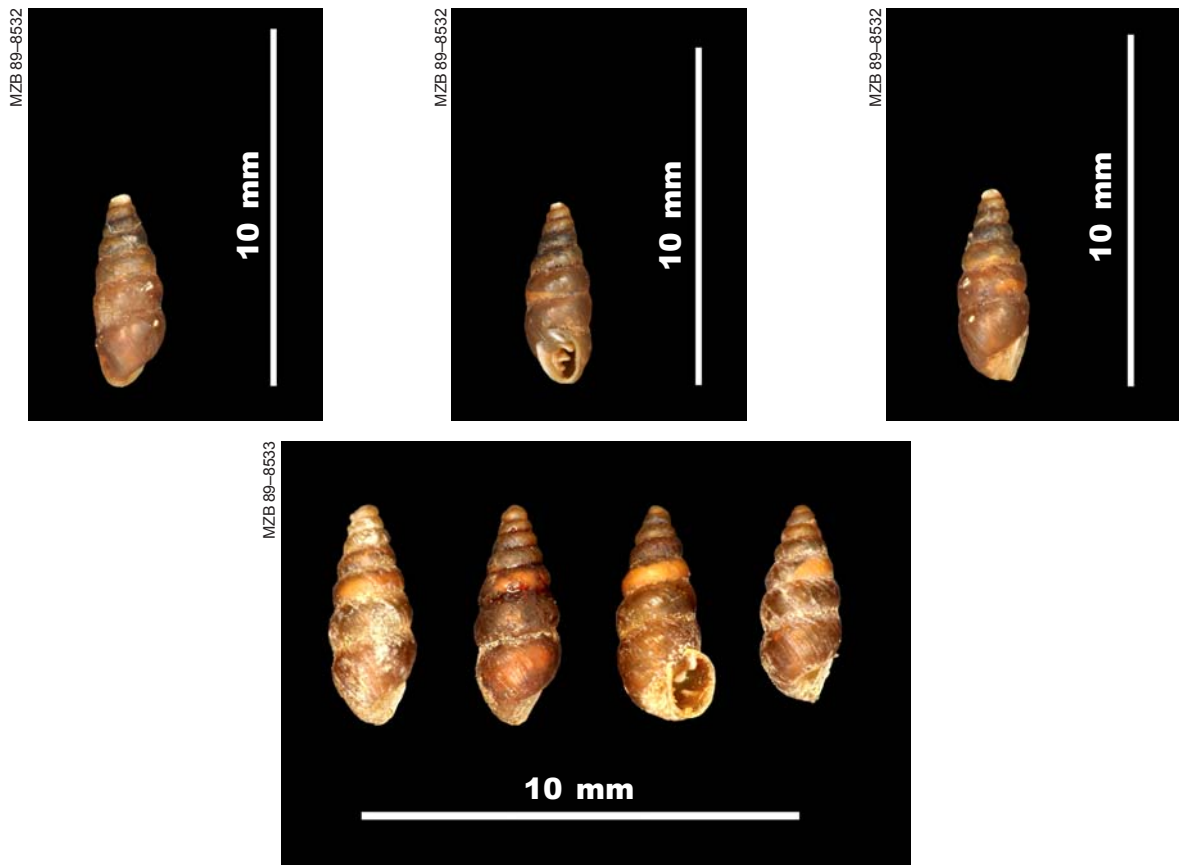
Type locality: "...Montsech, sur les rochers du chemin de Pont de Montanyana à «Ca'n Quinquilla»".

Toponymic note and update: Montsech [Montsec] mountains, on the rocky pathway from Pont de Montanyana [= Puente de Montañana] to Ca'n Quinquilla [Can Quinquilla], province of Huesca, Spain.

### Types

Lectotype: Museu de Ciències Naturals (Zoologia) de Barcelona, MZB 89–8532 (shell, ex Bofill coll.).

Paralectotypes: Museu de Ciències Naturals (Zoologia) de Barcelona, MZB 89–8533 (type loc., 13 shells, ex Bofill coll.).



**Current name:** *Pupa pulchella* is a junior synonym of *Chondrina farinesii sexplicata* (Bofill, 1886).

Gittenberger, E., 1973. Beiträge zur kenntnis der Pupillacea III. Chondrininae. *Zoologische Verhandelingen*, 127: 1–267. [p. 221].

## Pulmonata, Stylommatophora, Pupilloidea, Chondrinidae

### *Pupa saltus* Fagot, 1888

Fagot, P., 1887–1888. Contribuciones a la fauna malacològica de Aragón. Catálogo razonado de los Moluscos del Valle del Éssera. *Crónica Científica*, 10–11: 345–484, 31–198. [p. 106].


Type locality: "Salto del Caballo entre Seira y Puente Arguana".

Toponymic note and update: small waterfall, Salto del Caballo; Seira, municipality in the province of Huesca, Spain.

### Types

Lectotype: Museu de Ciències Naturals (Zoologia) de Barcelona, MZB 89–8537 (shell, ex Chía coll.).

Paralectotypes: Museu de Ciències Naturals (Zoologia) de Barcelona, MZB 89–8538 (type loc., 3 shells, ex Chía coll.).



**Current name:** *Pupa saltus* is a junior synonym of *Chondrina ascendens* (Westerlund, 1878).

Gittenberger, E., 1973. Beiträge zur kenntnis der Pupillacea III. Chondrininae. *Zoologische Verhandelingen*, 127: 1–267. [p. 238].

## Pulmonata, Stylommatophora, Pupilloidea, Chondrinidae

### *Pupa tarraconensis* Fagot, 1888

Fagot, P., 1887–1888. Contribuciones a la fauna malacològica de Aragón. Catálogo razonado de los Moluscos del Valle del Éssera. *Crónica Científica*, 10–11: 345–484, 31–198. [p. 129].

Type locality: "...en los confines de las provincias de Barcelona y Tarragona".

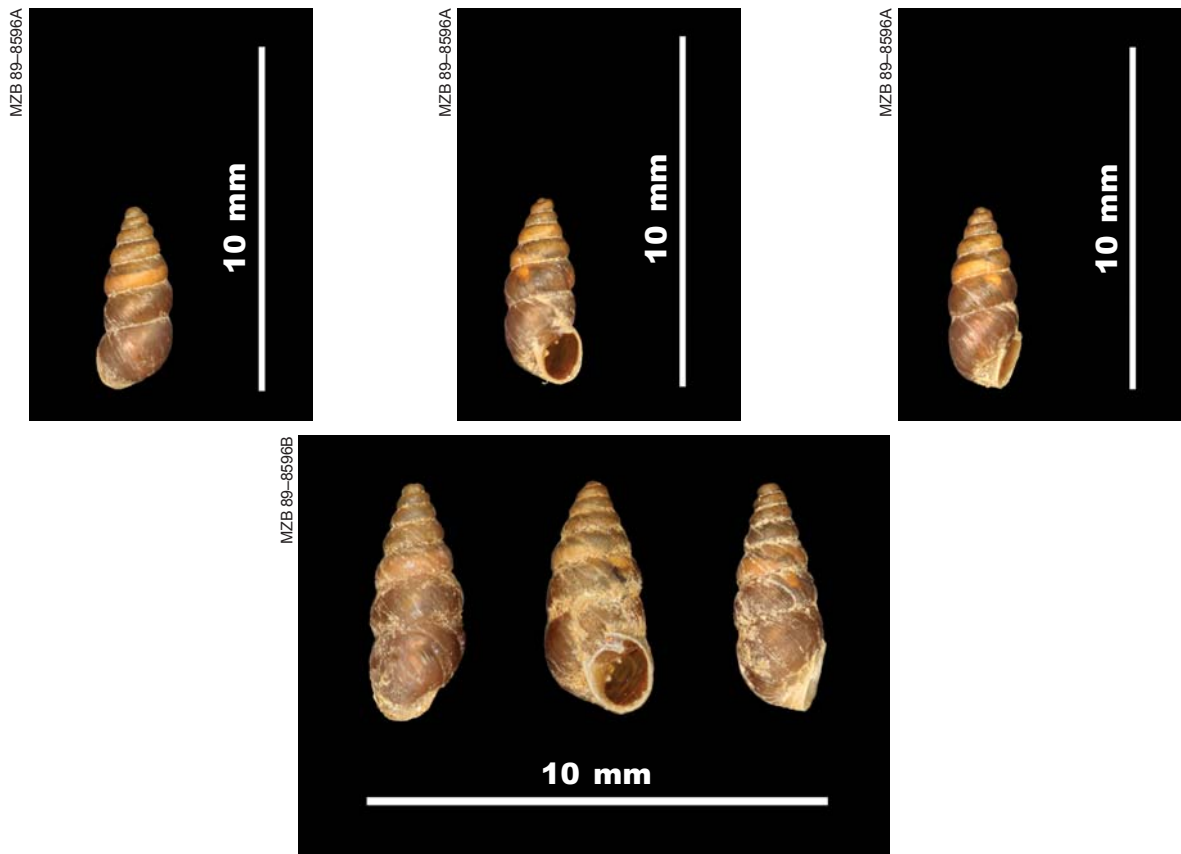
The type locality has been specified in accordance with the collection data of the lectotype: "Plana Novella y Jacas de Sitges".

Toponymic note and update: Plana Novella is a property in the municipality of Olivella; Jacas [Can Jacas] possibly refers to a country house in the municipality of Sant Pere de Ribes; province of Barcelona, Spain.

### Types

Lectotype: Museu de Ciències Naturals (Zoologia) de Barcelona, MZB 89–8596A ("Plana Novella y Jacas de Sitges", shell, ex Bofill coll.).

Paralectotypes: Museu de Ciències Naturals (Zoologia) de Barcelona, MZB 89–8596B (type loc., 21 shells, ex Bofill coll.).



**Current name:** *Pupa tarraconensis* is a junior synonym of *Chondrina farinesii farinesii* (Des Moulins, 1835).

Gittenberger, E., 1973. Beiträge zur kenntnis der Pupillacea III. Chondrininae. *Zoologische Verhandelingen*, 127: 1–267. [p. 214].

## Pulmonata, Stylommatophora, Pupilloidea, Chondrinidae

### *Pupa (Torquilla) tuxensis* Westerlund, 1902


Westerlund, C. A., 1902. Descripciones de Moluscos nuevos de España. *Boletín de la Sociedad Española de Historia Natural*, 2: 236–239. [p. 238].

Type locality: "Tuxent en Cataluña".

Toponymic note and update: Tuxent [= Tuixén], inhabited place in the municipality of Josa i Tuixén, province of Lleida, Spain.

### Types

Paralectotypes: Museu de Ciències Naturals (Zoologia) de Barcelona, MZB 89–8565 (type loc., 1 shell).



### Types in other museums

Lectotype: Göteborgs Naturhistoriska Museum, Westerlund coll. 2252.

**Current name:** *Pupa (Torquilla) tuxensis* is a junior synonym of *Abida secale liliensis* (Bofill, 1886).

Gittenberger, E., 1973. Beiträge zur Kenntnis der Pupillacea III. Chondrininae. *Zoologische Verhandlungen*, 127: 1–267. [p. 100].

## Pulmonata, Stylommatophora, Helicoidea, Hygromiidae, Hygromiinae

### *Pyrenaearia poncebensis* Ortiz de Zárate, 1956

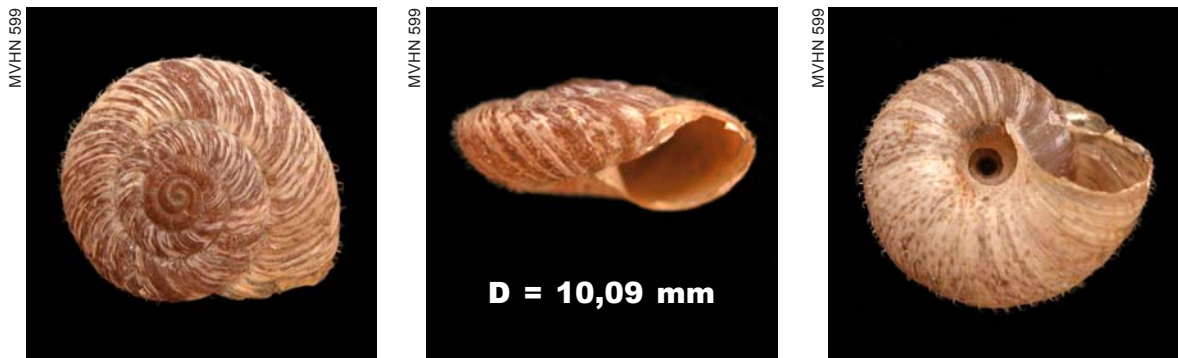
Ortiz de Zárate, A., 1956. Observaciones anatómicas y posición sistemática de varios helícidos españoles. IV (I) (Género *Pyrenaearia* Hesse 1921). *Boletín de la Real Sociedad Española de Historia Natural*, 54: 35–61. [p. 46, figs. 4, 9, 22, 23, 25–27].

Type locality: "...rocas del margen de la carretera entre Arenas de Cabrales y Puente–Poncebo (Asturias), a unos 3 km de la primera localidad y aproximadamente a 180 m sobre el nivel del mar".

Toponymic note and update: rocks beside the road between Arenas de Cabrales and Puente-Poncebo [La Puente Poncebos], inhabited places in the municipality of Cabrales, Asturias, Spain.

### Types

Paratypes: Museu Valencià d'Història Natural, MVHN 599 (type loc. , 3 shells, ex Ortiz de Zárate coll.).



### Types in other museums

Holotype: Museo Nacional de Ciencias Naturales, Madrid. The holotype has not yet been specified from among the specimens of the type series (Villena, M., Aparicio, M. T., Baratech, L. & Templado, J., 1997. *Los "ejemplares tipo" de las colecciones malacológicas del Museo Nacional de Ciencias Naturales*. Vol. II. Museo Nacional de Ciencias Naturales, Madrid).

Paratypes: Museo Nacional de Ciencias Naturales, Madrid (20 paratypes).

**Current name:** *Pyrenaearia poncebensis* is a junior synonym of *Pyrenaearia cantabrica* (Hidalgo, 1873).

Elejalde, M. A., Madeira, M. J., Prieto, C. E., Backeljau, T., Gómez–Moliner, B. J. (in press). Molecular phylogeny, taxonomy and evolution of the land snail genus *Pyrenaearia* (Gastropoda, Helicoidea). *Amer. Malac. Bul.*

## Neotaenioglossa, Rissooidea, Moitessieriidae

### **"Sardopaladilhia" buccina Rolán & Martínez–Ortí, 2003**

Rolán, E. & Martínez–Ortí, A., 2003. Nuevas especies de la familia Hydrobiidae (Mollusca, Orthogastropoda) de la Comunidad Valenciana (España). *Iberus*, 21(1): 191–206. [p. 198, figs. 22–32].

Type locality: "Font de Castro, Sueras (Castellón)".

Toponymic note and update: Sueras [= Suera], municipality in the province of Castellón, Spain.

### **Types**

Paratypes: Museu Valencià d'Història Natural, MVHN 807 (type loc., 156 shells) + Museu de Ciències Naturals (Zoologia) de Barcelona, MZB 2002–0693 (type loc., 5 shells).



### **Types in other museums**

Holotype: Museo Nacional de Ciencias Naturales, Madrid, 15.05/46588.

Paratypes: Museo Nacional de Ciencias Naturales, Madrid (10 shells) + American Museum of Natural History, New York (1 shell) + Natural History Museum, London (1 shell) + Muséum National d'Histoire Naturelle, Paris (1 shell) + Naturalis, Nationaal Natuurhistorisch Museum, Leiden, 94820 (5 shells) + Rolán collection (84 shells).

## Neotaenioglossa, Rissooidea, Moitessieriidae

### "*Sardopaladilhia*" *distorta* Rolán & Martínez–Ortí, 2003


Rolán, E. & Martínez–Ortí, A., 2003. Nuevas especies de la familia Hydrobiidae (Mollusca, Orthogastropoda) de la Comunidad Valenciana (España). *Iberus*, 21(1): 191–206. [p. 202, figs. 33–45].

Type locality: "Piscina de Sueras (Castellón)".

Toponymic note and update: Sueras [= Suera], municipality in the province of Castellón, Spain.

### Types

Paratypes: Museu Valencià d'Història Natural, MVHN 808 (type loc., 7 shells) + Museu de Ciències Naturals (Zoologia) de Barcelona, MZB 2002–0694 (type loc., 1 shell).



### Types in other museums

Holotype: Museo Nacional de Ciencias Naturales, Madrid, 15.05/46589.

Paratypes: Museo Nacional de Ciencias Naturales, Madrid (4 shells) + American Museum of Natural History, New York (1 shell) + Natural History Museum, London (1 shell) + Naturalis, Nationaal Natuurhistorisch Museum, Leiden, 94821 (1 shell) + Muséum National d'Histoire Naturelle, Paris (1 shell) + Rolán collection (44 shells).

## Neotaenioglossa, Rissooidea, Moitessieriidae

### *Sardopaladilhia marianae* Rolán & Martínez–Ortí, 2003

Rolán, E. & Martínez–Ortí, A., 2003. Nuevas especies de la familia Hydrobiidae (Mollusca, Orthogastropoda) de la Comunidad Valenciana (España). *Iberus*, 21(1): 191–206. [p. 196, figs. 9–21].

Type locality: "Piscina de Sueras (Castellón)".

Toponymic note and update: Sueras [=Suera], municipality in the province of Castellón, Spain.

### Types

Paratypes: Museu Valencià d'Història Natural, MVHN 806 (type loc., 44 shells) + Museu de Ciències Naturals (Zoologia) de Barcelona, MZB 2002–0692 (type loc. , 2 shells).



### Types in other museums

Holotype: Museo Nacional de Ciencias Naturales, Madrid, 15.05/46587.

Paratypes: Museo Nacional de Ciencias Naturales, Madrid (1 shell) + American Museum of Natural History, New York (1 shell) + Natural History Museum, London (1 shell) + Naturalis, Nationaal Natuurhistorisch Museum, Leiden, 94819 (2 shells) + Muséum National d'Histoire Naturelle, Paris (1 shell) + Rolán collection (90 shells).



## Neotaenioglossa, Rissooidea, Moitessieriidae

### **"Sardopaladilhia" subdistorta Rolán & Martínez–Ortí, 2003**

Rolán, E. & Martínez–Ortí, A., 2003. Nuevas especies de la familia Hydrobiidae (Mollusca, Orthogastropoda) de la Comunidad Valenciana (España). *Iberus*, 21(1): 191–206. [p. 204, figs. 46–57].

Type locality: "Font de Castro, Sueras (Castellón)".

Toponymic note and update: Sueras [= Suera], municipality in the province of Castellón, Spain.

### **Types**

Paratypes: Museu Valencià d'Història Natural, MVHN 809 (type loc. , 64 shells) + Museu de Ciències Naturals (Zoologia) de Barcelona, MZB 2002–0695 (type loc., 5 shells).



### **Types in other museums**

Holotype: Museo Nacional de Ciencias Naturales, Madrid, 15.05/46590.

Paratypes: Museo Nacional de Ciencias Naturales, Madrid (4 shells) + Muséum National d'Histoire Naturelle, Paris (1 shell) + American Museum of Natural History, New York (1 shell) + Natural History Museum, London (1 shell) + Naturalis, Nationaal Natuurhistorisch Museum, Leiden, 94822 (5 shells) + collection Rolán (133 shells + 6 fragments).

## Pulmonata, Stylommatophora, Orthalicidae, Bulimulinae.

### *Scutalus (Scutalus) chiletensis* Weyrauch, 1967

Weyrauch, W. K., 1967. Treinta y ocho nuevos gastropodos terrestres de Peru. *Acta Zoologica Lilloana*, 21: 343–455. [p. 373, figs. 24–30].

Type locality: "Norte de Perú, vertiente occidental de la Cordillera Occidental, cerro encima del pueblo Chilete, sobre la margen izquierda del río Jequetepeque, 850–950 m".

Toponymic note and update: Chilete, municipality of Cajamarca, Perú.

### Types

Paratypes: Museu Valencià d'Història Natural, MVHN 586 (type loc., 1 shell, ex Weyrauch coll.).



### Types in other museums

Holotype: Weyrauch coll. 1354a.

Paratypes: Senckenberg Forschungsinstitut und Naturmuseum, Frankfurt am Main, SMF181656 (3 paratypes) + SMF 69811 (20) + SMF 208437 (4) + SMF 277329 (7) + Field Museum of Natural History, Chicago (30) + Instituto Miguel Lillo, Tucumán, 1236 (15) + Smithsonian National Museum of Natural History, Washington (10) + Biologiezentrum Linz FS/3485 (undetermined number) + Weyrauch collection 1354 (913).

## Pulmonata, Stylommatophora, Helminthoglyptidae

### *Sonorella neglecta* Gregg, 1951

Gregg, W. O., 1951. A new *Sonorella* from the Chiricahua Mountains, Arizona. *Bulletin South California Academy of Sciences*, 50(3): 156–158. [plate 52].

Type locality: "Rocky hillside below granitic cliffs, north of Portal-to-Paradise road, about 3 miles west of Portal, Chiricahua Mountains, Cochise County, Arizona. Altitude about 5,300 feet".

### Types

Paratypes: Museu Valencià d'Història Natural, MVHN 591 (type loc., 2 shells, ex Gregg coll.).



### Types in other museums

Holotype: Gregg coll. 5317.

Paratypes: Natural History Museum of Los Angeles County 1087 + S. S. Berry collection 16579 + M. L. Walton collection + Gregg collection (4640 + 5312).

## Pulmonata, Stylommatophora, Helicoidea, Trissexodontidae

### *Suboestophora ebria* Corbella i Alonso, 2004

Corbella i Alonso, J., 2004. *Suboestophora ebria* sp. nov. (Pulmonata: Trissexodontidae) una nueva especie de gasterópodo de Andalucía. *Spira*, 1(4): 39–45.

Type locality: "Puerto de Encinas Borrachas, municipio de Atajate, provincia de Málaga (España)".

Toponymic note and update: Encinas Borrachas mountain pass, municipality of Atajate, province of Málaga, Spain.

### Types

Holotype: Museu de Ciències Naturals (Zoologia) de Barcelona, MZB 2004–0983 (shell).



### Types in other museums

Paratypes: collection Corbella (type loc., 9 shells).

## Pulmonata, Stylommatophora, Helicoidea, Hygromiidae, Geomitrinae

### *Trochoidea (Xerocrassa) forcati* Brandt, 1959


Brandt, R. A., 1959. Die Helicellinae der Cyrenaika. *Archiv für Molluskenkunde*, 88(4/6): 81–158. [p. 132, plate 10, fig. 74, fig. 23].

Type locality: "Ruinengelände von Cyrene".

Toponymic note and update: region of Cyrenaica, Lybia.

### Types

Paratypes: Museu Valencià d'Història Natural, MVHN 574 (type loc., 7 shells, ex Brandt coll.).



### Types in other museums

Holotype: Senckenberg Forschungsinstitut und Naturmuseum, Frankfurt am Main, 162235.

Paratypes: Senckenberg Forschungsinstitut und Naturmuseum, Frankfurt am Main, 162236–7 (500 paratypes) + Brandt collection C548 (1360).

**Current name:** *Xerocrassa forcati* (Brandt, 1959).

## Pulmonata, Stylommatophora, Helicoidea, Hygromiidae, Geomitrinae

### *Trochoidea (Xerocrassa) llopisi* Gasull, 1981

Gasull, L., 1981. Fauna malacològica terrestre y de agua dulce de la provincia de Castellón de la Plana. *Bolletí de la Societat d'Història Natural de les Balears*, 25: 55–102. [p. 78].

Type locality: "Peñagolosa. Cima 1813 m. San Juan de Peñagolosa".

Toponymic note and update: Peñagolosa peak; San Juan de Peñagolosa [= Sant Joan de Penyagolosa], an inhabited place and a religious sanctuary, municipality of Vistabella del Maestrazgo [= Vistabella del Maestrat], province of Castellón, Spain.

### Types

Lectotype: Museu de Ciències Naturals (Zoologia) de Barcelona, MZB 84–7285A (shell, ex Gasull coll.).

Paralectotypes: Museu de Ciències Naturals (Zoologia) de Barcelona, MZB 84–7285B (type loc., 5 shells, ex Gasull coll.).



**Current name:** *Trochoidea (Xerocrassa) llopisi* is a junior synonym of *Xerocrassa geyeri* (Soós, 1926).

Martínez–Ortí, A., Faci, G. & Robles, F., 2000. Taxonomical revision of *Trochoidea (Xerocrassa) llopisi* Gasull, 1981 (Gastropoda, Pulmonata, Hygromiidae, Geomitrinae), from the province of Castellón, Spain. *Basteria*, 64: 7–14.

## Pulmonata, Stylommatophora, Helicoidea, Hygromiidae, Geomitrinae

### *Trochoidea (Xerocrassa) roblesi* Martínez–Ortí, 2000

Martínez–Ortí, A., 2000. Descripción de *Trochoidea (Xerocrassa) roblesi* spec. nov. (Mollusca, Gastropoda, Hygromiidae) de la Comunidad Valenciana (España). *Iberus*, 18(2): 31–39.


Type locality: "Náquera: La Fonteta".

Toponymic note and comment: Náquera, municipality in the province of València, Spain.

### Types

Holotype: Museu Valencià d'Història Natural, MVHN 401–A (shell).

Paratypes: Museu Valencià d'Història Natural, MVHN 401–B (20 paratypes in alcohol + 16 shells).



### Types in other museums

Paratypes: Museo Nacional de Ciencias Naturales, Madrid, 15.05/32055 (2 paratypes in alcohol) + Naturalis, Nationaal Natuurhistorisch Museum, Leiden, 59157 (2 in alcohol + 1 shell) + Museo de Geología de la Universitat de València 5751 (2 shells).

**Current name:** *Xerocrassa roblesi* (Martínez–Ortí, 2000).

## Pulmonata, Stylommatophora, Helicoidea, Hygromiidae, Geomitrinae

### *Trochoidea (Xeroptyca) serrulata ceres* Brandt, 1959


Brandt, R. A., 1959. Die Helicellinae der Cyrenaika. *Archiv für Molluskenkunde*, 88(4/6): 81–158. [p. 144, plate 11, figs. 93–94].

Type locality: "Via Balbia, km 26 ö. Derna, an der Brücke über den Oberlauf des Wadi Hmesa".

Toponymic note and update: region of Cyrenaica, Lybia.

### Types

Paratypes: Museu Valencià d'Història Natural, MVHN 1170 (type loc., 5 shells, ex Brandt coll.).



### Types in other museums

Holotype: Senckenberg Forschungsinstitut und Naturmuseum, Frankfurt am Main, 162440.

Paratypes: Senckenberg Forschungsinstitut und Naturmuseum, Frankfurt am Main, 162442 (19 paratypes) + Brandt collection C256 (120).

**Remarks:** An inscription on the label of the sample sent by Rolf A. Brandt to Siro de Fez reads "Tr. (Xeroptyca) serrulata semilaevigata (18–4–57)". We believe that the new taxon was described later by Brandt (1959); the material housed at the MVHN should thus be considered part of the type series.



## Pulmonata, Stylommatophora, Helicoidea, Hygromiidae, Geomitrinae

### *Trochoidea (Xeroptyca) serrulata jahamensis* Brandt, 1959

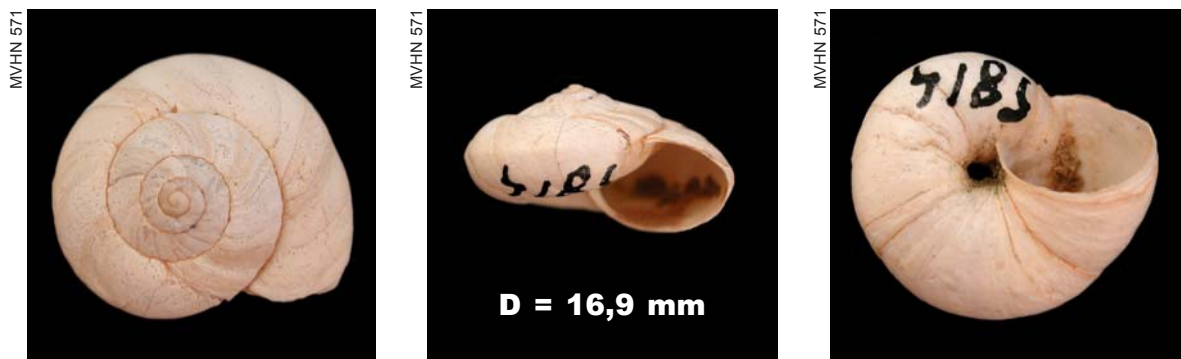
Brandt, R. A., 1959. Die Helicellinae der Cyrenaika. *Archiv für Molluskenkunde*, 88(4/6): 81–158. [p. 144, plate 11a, fig. 96].

Type locality: "Mangar el Jahama, ca. 55 km s. El Agheila".

Toponymic note and update: region of Cyrenaica, Lybia.

#### Types

Paratypes: Museu Valencià d'Història Natural, MVHN 571 (type loc., 6 shells, ex Brandt coll.).



#### Types in other museums

Holotype: Senckenberg Forschungsinstitut und Naturmuseum, Frankfurt am Main, 162450.

Paratypes: Senckenberg Forschungsinstitut und Naturmuseum, Frankfurt am Main, 162451 (25 paratypes) + Biologgiezentrum Linz FS/15113 (undetermined number) + Brandt collection C2485 (250).

## Ectobranchia, Valvatoidea, Hydrobiidae

### *Valvata fezi* Altimira, 1960

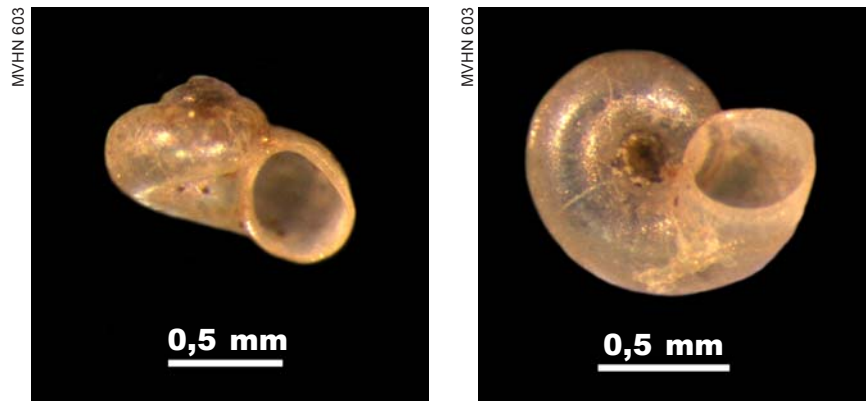
Altimira, C., 1960. Notas malacológicas. Contribución al conocimiento de los moluscos terrestres y de agua dulce de Cataluña. *Miscelánea Zoológica*, 1(3): 9–15. [p. 14, fig. 5].

Type locality: "Fuente Roble, Yémeda, Cuenca".

Toponymic note and update: Roble Springs, Yémeda, a municipality in the province of Cuenca, Spain.

### Types

Paralectotypes: Museu Valencià d'Història Natural, MVHN 603 (type loc., 35 shells).



### Types in other museums

Lectotype: Naturalis, Nationaal Natuurhistorisch Museum, Leiden, 56464. Lectotype drawn in Boeters, H. D., 1988. Moitessieriidae und Hydrobiidae in Spanien und Portugal. *Archiv für Molluskenkunde*, 118(4/6): 181–261. [fig. 27].

Paralectotypes: Naturalis, Nationaal Natuurhistorisch Museum, Leiden, [without record number] (5 shells).

**Current name:** *Spathogina fezi* (Altimira, 1960).

Arconada, B. & Ramos, M. A., 2002. *Spathogina*, a new genus for *Valvata* (?*Tropidina*) *fezi* Altimira, 1960 from eastern Spain: another case of pseudohermaphroditism in the Hydrobiidae (Gastropoda). *Journal Molluscan Studies*, 68: 319–327.

## Pulmonata, Stylommatophora, Gastrodontoidea, Pristilomatidae

### *Vitrea gasulli* Riedel & Paul, 1977

Riedel, A. & Paul, Ch. R. C., 1977. Eine neue *Vitrea* art aus der Balearischen Insel Ibiza. *Boletín de la Sociedad de Historia Natural de Baleares*, 22: 54–60.

Type locality: "Insel Ibiza, Santa Eulalia, an dem Bach bei dem Hotel «Fenicia»".

Toponymic note and update: on the beach, near Hotel Fenicia, Santa Eulalia [Santa Eulària des Riu], municipality of Eivissa (= Ibiza) Island, Balearic Islands, Spain.

### Types

Paratypes: Museu de Ciències Naturals (Zoologia) de Barcelona, MZB 84–5157 (type loc., 41 shells, ex Gasull coll.) + MZB 84–5156 ("Sant Josep" [Sant Josep de sa Talaia, municipality of Ibiza], 14 shells, ex Gasull coll.) + MZB 84–5158 ("Cala Gració, Sant Antoni" [Sant Antoni de Portmany], municipality of Ibiza, 1 shell, ex Gasull coll.).



### Types in other museums

Holotype: Museum i Instytut Zoologii, Polnische Akademie der Wissenschaften, Warsaw.

Paratypes: Museum i Instytut Zoologii, Polnische Akademie der Wissenschaften, Warsaw (undetermined number) + Natural History Museum, London (undetermined number) + Paul collection (undetermined number).

## Pulmonata, Stylommatophora, Helicoidea, Hygromiidae, Geomitrinae

### *Xerocrassa edmundi* Martínez–Ortí, 2006

Martínez–Ortí, A., 2006. Descripción de un nuevo higrómido ibérico: *Xerocrassa edmundi* spec. nov. (Gastropoda, Pulmonata). *Iberus*, 24: 1–8.

Type locality: "Entre Almedíjar y Azuébar, camino hacia la Mosquera (Castellón)".

Toponymic note and update: Between Almedíjar and Azuébar, municipalities in the province of Castellón, Spain.

### Types

Holotype: Museu Valencià d'Història Natural, MVHN 1243–A (shell).

Paratypes: Museu Valencià d'Història Natural, MVHN 1243–B (2 paratypes in alcohol + 8 shells) + Museu de Ciències Naturals (Zoologia) de Barcelona, MZB 2005–0549 (1 shell).



### Types in other museums

Paratypes: Museo Nacional de Ciencias Naturales, Madrid, 15.05/46745 (1 shell) + Naturalis, Nationaal Natuurhistorisch Museum, Leiden, 100915 (2 shells).

## Pulmonata, Stylommatophora, Helicoidea, Hygromiidae, Geomitrinae

### *Xerocrassa prietoi muroensis* Graack, 2005


Graack, W., 2005. Die Gattung *Xerocrassa* Monterosato 1892 (Mollusca, Hygromiidae) von Mallorca. *Schriften zur Malakozoologie*, 22: 1–64. [p. 56, figs. pp. 56, 58, 59, plate 2, fig. 9].

Type locality: "«Playa Muro» an der Strase C712 bei km 25 NW von Ca'n Picafort und SE vom Hotel «Albufera Playa» (Mallorca)".

Toponymic note and update: Muro, municipality of Mallorca, Balearic Islands, Spain].

### Types

Paratypes: Museu de Ciències Naturals (Zoologia) de Barcelona, MZB 2006–0172 ("Muro", 7 shells).



### Types in other museums

Holotype: Haus der Natur, Cismar, 60217.

Paratypes: Haus der Natur, Cismar (8 paratypes) + Museum für Naturkunde, Berlin (7) + Museo Nacional de Ciencias Naturales, Madrid (8) + Muséum National d'Histoire Naturelle, Paris (8) + K. H. Beckmann collection (7).

## Pulmonata, Stylommatophora, Clausilioidea, Clausiliidae, Neniinae

### *Zilchiella grandiportus* Weyrauch, 1957

Weyrauch, W. K., 1957. Sieben neue Clausiliiden aus Peru (Tafel 1). *Archiv für Molluskenkunde*, 86(1/3): 1–28. [p. 10, plate 1, figs. 5–10].

Type locality: "Interandines Nord–Peru: Peña Rota, auch La Carcel genannt, am Berge Cedrocucho, auf loinker Seite des Río Llaucan, 8 km nö und 50 m tiefer als Bambamarca, ein Städtchen, das zwischen 2550 und 2750 m Höhe leedt".

Toponymic note and update: Peña Rota [= La Carcel], on the Cedrocucho peak, near the Llaucan River, 8 km NO and 50 m below the level of Bambamarca, municipality of Cajamarca, Peru.

### Types

Paratypes: Museu Valencià d'Història Natural, MVHN 538 (1 shell).



### Types in other museums

Holotype: Senckenberg Forschungsinstitut und Naturmuseum, Frankfurt am Main, 155710.

Paratypes: Senckenberg Forschungsinstitut und Naturmuseum, Frankfurt am Main, SMF 155711–3 (30 paratypes) + SMF 156700–02 (3) + Smithsonian National Museum of Natural History, Washington (30) + Academy of Natural Sciences, Philadelphia (30) + Field Museum of Natural History, Chicago (10) + Museum of Comparative Zoology, Harvard (30) + Museum für Naturkunde, der Humboldt–Universität zu Berlin (10) + Frederik Elisa Loosjes collection, Netherlands (10) + Weyrauch collection 2005 + Biologiezentrum Linz FS/2374 (undetermined number) + private collections in USA and Europe.

## Pulmonata, Acteophila, Ellobioidea, Carychiidae

### *Zospeum bellesi* Gittenberger, 1973

Gittenberger, E., 1973. Eine Zospeum–Art aus den Pyrenäen, *Zospeum bellesi* spec. nov. *Basteria*, 37: 137–140.

Type locality: "Cueva de Aso, cañón de Añisclo Sercué zwischen Vio und Boltaña, Huesca".

Toponymic note and update: Cave of Aso, in Sercué, between Vió [Sercué and Vió are inhabited places in the municipality of Fanlo, province of Huesca] and Boltaña, municipality in the province of Huesca, Spain.

### Types

Holotype: Museu de Ciències Naturals (Zoologia) de Barcelona, MZB 89–8575 (shell).

Paratypes: Museu de Ciències Naturals (Zoologia) de Barcelona, MZB 89–8576 (2 shells).



### Types in other museums

Paratypes: Naturalis, Nationaal Natuurhistorisch Museum, Leiden, 54982 (8 paratypes).

## Acknowledgements

Special thanks to Dr. Edmund Gittenberger and Wim J. M. Maassen of the Nationaal Natuurhistorisch Museum–Naturalis de Leiden (Netherlands), Dr. Oscar Soriano from the Museo Nacional de Ciencias Naturales de Madrid, Dr. Serge Gofas from the Universidad de Málaga, Dr. José Templado from the Museo Nacional de Ciencias Naturales de Madrid, Dr. Benjamín Gómez from the Universidad del País Vasco and Dr. Gonzalo Giribet from the University of Harvard (USA), for their collaboration in providing us with specific information on some of the species listed in this catalogue.

Also to Dr. Ignacio Docavo and Dr. Alberto Sendra for their help in writing the historical summary of the Museu Valencià d'Història Natural, and Dr. Xavier Terrado for help with particularly complex toponymic comments.

Finally a posthumous gratefulness: the friend Miguel Villena, author along with José Templado, Laura Baratech and M<sup>a</sup> Teresa Aparicio, of the magnificent catalogue of types of molluscs of the National Museum of Natural Sciences of Madrid has passed away recently. There is no doubt that this catalogue elaborated by our colleagues has been the main incentive to entrust the task to us of following the track open.



## Nomenclatural index

### A

- aguilari*, *Helix* **71**  
*altenai*, *Chondrina calpica* **39**  
*altimirai*, *Chondrina* **38**  
*angulata*, *Pupa* **111**  
*aragonica*, *Pupa* **112**  
*asturiensis*, *Cryptosaccus* **48**  
*atricha*, *Helix desmoulinsi* **74**

### B

- barceensis*, *Barcania (Barcania) kaltenbachi* **24**  
*batalleri*, *Bythinella* **30**  
*bechi*, *Helicigona (Chilostoma) desmoulinsi* **69**  
*beckeri*, *Helix* **72**  
*bellesi*, *Zospeum* **151**  
*benjaminus*, *Gigantomilax (Vitrinoides)* **51**  
*betulonensis*, *Helix montserratensis* **77**  
*bicostulatum*, *Cochlostoma* **44**  
*bofilli*, *Pupa* **113**  
*bolosianum*, *Pomatias* **105**  
*brauniopsis*, *Abida cadica* **16**  
*brongersmai*, *Abida secale* **17**  
*buccina*, "*Sardopaladilhia*" **134**

### C

- cacuminata*, *Gulella* **53**  
*cadica*, *Pupa (Torquilla)* **114**  
*cadiensis*, *Abida secale* **18**  
*calderensis*, *Helicella (Xeroplexa) ortizi* **66**  
*camporroblensis*, *Helicella (Candidula)* **57**  
*carminis*, *Hermoea* **84**  
*catalonica*, *Pupa* **115**  
*ceres*, *Trochoidea (Xeroptyca) serrulata* **144**  
*chaligi*, *Barcania (Barcania)* **22**  
*chiletensis*, *Scutalus (Scutalus)* **138**  
*claudinae*, *Helicella (Xeroplexa)* **58**  
*connollyi*, *Orcula (Sphyradium)* **95**  
*crassata*, *Pupa* **116**  
*cuerdai*, *Helicella (Xeroplexa)* **59**

**D**

*dertosensis*, Pupa **117**  
*distorta*, "Sardopaladilhia" **135**

**E**

*ebria*, *Suboestophora* **140**  
*edmundi*, *Xerocrassa* **148**  
*elegantissima*, *Abida secale* **19**

**F**

*ferreri*, *Helicella frater* **60**  
*fezi*, *Valvata* **146**  
*forcati*, *Oxychilus (Eopolita) forcati* **101**  
*forcati*, *Trochoidea (Xerocrassa)* **141**  
*freseriana*, Pupa **118**

**G**

*gambettae*, *Barcania (Barcania) klaptoczi* **26**  
*gasulli*, *Pseudamnicola* **107**  
*gasulli*, *Chondrina* **40**  
*gasulli*, *Vitrea* **147**  
*gigas*, *Cochlostoma* **45**  
*globulus*, *Amnicola* **21**  
*gloriae*, "Bythiospeum" **33**  
*gradata*, *Helicopsis conspurcata* **70**  
*grandiportus*, *Zilchiella* **150**

**I**

*ilerdensis*, Pupa **119**  
*irmengandis*, *Montenegrina (Beieriella)* **90**

**J**

*jahamensis*, *Trochoidea (Xeroptyca) serrulata* **145**  
*jeresae*, *Oestophora (Suboestophora)* **92**  
*jeschauti*, *Helix* **76**

**K**

*kaltenbachi*, *Barcania (Barcania)* **23**  
*klemmi*, *Chondrina* **41**  
*klemmi*, *Orcula (Orculella)* **97**  
*klemmi*, *Orcula (Sphyradium) doliolum* **96**  
*klugi*, *Barcania (Barcania)* **27**  
*kobeltoides*, *Chondrina* **42**  
*kuiperi*, *Oestophora (Suboestophora)* **93**

**L**

- lagari*, *Pseudamnicola* **108**  
*lilietensis*, Pupa **121**  
*llopsi*, *Trochoidea* (*Xerocrassa*) **142**  
*longini*, Pupa **122**

**M**

- malaboensis*, *Ptychotrema* (*Ennea*) **109**  
*marcusi*, *Granaria braunii* **52**  
*mariae*, *Helicella* (*Xerotricha*) **63**  
*mariae*, *Iberus gualtieranus* **86**  
*mariana*, *Sardopaladilhia* **136**  
*marmarica*, *Orcula* (*Orculella*) **98**  
*mayi*, *Orcula* (*Orculella*) **99**  
*mercadali*, *Oxychilus* **102**  
*meridionalis*, *Abida secale* **20**  
*microchilus*, Pupa *leptochilus* **120**  
*microdon*, Pupa **123**  
*monaense*, *Cerion* **35**  
*montserratica*, Pupa **124**  
*montsicciana*, *Helix* **78**  
*montsicciana*, Pupa **125**  
*muntaneri*, *Helicella* (*Xeroplexa*) *frater* **61**  
*muroensis*, *Xerocrassa prietoi* **149**

**N**

- najerensis*, *Helicella* (*Candidula*) **64**  
*neglecta*, *Sonorella* **139**  
*nizeli*, *Barcania* (*Barcania*) **28**

**O**

- olleri*, *Moitessieria* **89**  
*oloitae*, *Gulella* (*Paucidentina*) **54**  
*organiacus*, *Pomatias* **106**  
*ornatissimus*, *Iberus gualtieranus* **87**  
*ortizi*, *Helicella* (*Xeroplexa*) **65**  
*oscitans*, *Cochlostoma* **46**

**P**

- pabsti*, *Barcania* (*Torbana*) **29**  
*pabsti*, *Orcula* (*Sphyradium*) **100**  
*pallaresica*, *Helix* **79**  
*palumbariae*, *Iberellus minoricensis* **85**  
*parabarcinensis*, *Helicella* (*Xerotricha*) **67**  
*perilongata*, *Bythinella* **32**

*perlonga*, Pupa **127**  
*persuturata*, *Bythinella brevis* **31**  
*phthysica*, Pupa **128**  
*pineria*, *Cerion* (*Maynardia*) **36**  
*pobrensis*, *Helicella* (*Xeroplexa*) *frater* **62**  
*poncebensis*, *Pyrenaearia* **133**  
*pooensis*, *Gulella* (*Costigulella*) **55**  
*pseudogasulli*, *Hatumia* **56**  
*pulchella*, Pupa **129**  
*pythiusensis*, *Helix* (*Archelix*?) **80**

## R

*ripacurcica*, *Helix* **81**  
*roblesi*, *Deroceas* **49**  
*roblesi*, *Trochoidea* (*Xerocrassa*) **143**  
*rocandioi*, *Helicella* (*Candidula*) **68**  
*rositai*, *Iberus* **88**

## S

*saltus*, Pupa **130**  
*salvanae*, *Helix* **82**  
*sexplicata*, Pupa *penchinatiana* **126**  
*schuetti*, *Carinigera* (*Bathyclista*) **34**  
*scopulicola*, *Helix* (*Candidula*) *caroli* **73**  
*streyi*, *Barcania* (*Barcania*) *kaltenbachi* **25**  
*subarcuata*, *Nenia* **91**  
*subdistorta*, "*Sardopaladilhia*" **137**  
*superbum*, *Chondropoma* **43**  
*susaense*, *Cochlostoma* (*Apolloniana*) **47**  
*susanae*, *Doto* **50**

## T

*tarraconensis*, *Oestophora lusitanica* **94**  
*tarraconensis*, Pupa **131**  
*turnerae*, *Cerion* (*Umbonis*) **37**  
*tuxensis*, Pupa (*Torquilla*) **132**

## V

*vendia*, *Plentuisa* **104**

## Z

*zapateri*, *Helix* **83**  
*zilchi*, *Paramastus edentatus* **103**