

ON *NOTIOMINUS* WOLLASTON (COLEOPTERA, ANOBIIDAE)

GUNNAR ISRAELSON

Israelson, G., 1980 (1982). On *Notiomimus* Wollaston (Coleoptera, Anobiidae). *Misc. Zool.*, 6: 71-75. Barcelona.

Notiomimus Wollaston, invalid genus, used to contain 4 species, 2 of which have long been known to belong to *Xyletinus*. This two species are discussed and illustrated. The remaining ones have now been proved to be: *Paraxyletinus lineatus* (Wollaston) n. comb. and *Lasioderma punctulatissimum* (Wollaston) n. syn. of *L. haemorrhoidale* (Illiger).

Gunnar Israelson, Bredgatan 9 F, S-22221, Suecia.

Notiomimus, erected by Wollaston in 1861, was evidently meant to comprise species today placed in *Xyletinus*. *N. fimicola* Wollaston, type species of the genus is a typical representative of *Xyletinus* section *Calypterus*. This has long been known. The conclusion also is old: *Notiomimus* is a synonym to be rejected.

Not so clear however is the identity of its four species, all described by Wollaston and from Macaronesia. Two of them are true *Xyletinus*. The Palearctic forms of this genus have recently been the subject of some revisions covering large parts of their total area. One of the latest was published by GOTTWALD (1977) who lists several of the others. The Macaronesian forms were not reexamined however and it was my purpose to give a somewhat fuller view of them. I also intended to shed some light over the remaining two species.

MATERIAL

Types of all the species were borrowed from the British Museum of Natural History, London (BMNH). I have also examined relevant material preserved in the following museums: Instituto Español de Entomología, Madrid (IEE), Museo de Zoología, Barcelona (IMCN), Rijksmuseum van Natuurlijke Historie, Leiden, and Zoological Museum of the University, Helsinki (ZMU).

My sincere thanks are due to the respective curators for their readiness to lend me material. I also gratefully acknowledge loans from my friends Tor-Erik Leiler, Vallentuna, and Thure Palm, Uppsala (TP). Some material is in my own collection (GI) Dr. A. Kofler, Lienz, (in litt.) kindly left the study of the Canarian *Xyletinus* to me although he was the first to examine Wollaston's types. Numbers of specimens are in parenthesis.

THE SPECIES

Xyletinus (Calypterus) fimicola (Wollaston).
Figs. 1, 3, and 5.

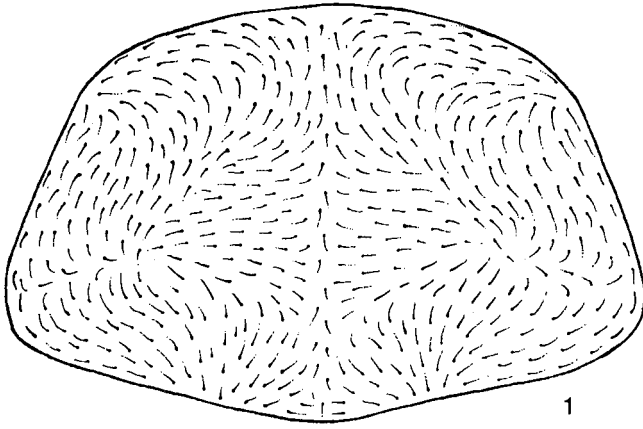
Notiomimus fimicola Wollaston, 1861: 17.

Type area: Canary Is.: Fuerteventura and Lanzarote.

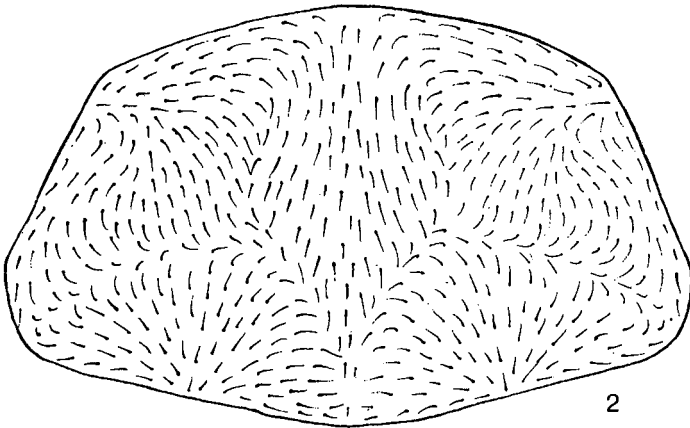
Type material: Lectotype and 8 paratypes, all selected by A. Kofler and in BMNH.

Non-typical material examined. Canary Is.: Gran Canaria (7), Fuerteventura (11), Lanzarote (12). Morocco: Agadir 1976 (2) TP, (2) GI.

Description. Length 2.7-3.5 mm about half as broad as long, nearly parallel-sided. Head black or dark brown, pronotum and elytra reddish brown, exceptionally nearly black, under-side brown or black, appendages reddish, except antennal segments 3-11 being black. Punctuation insigni-



1



2

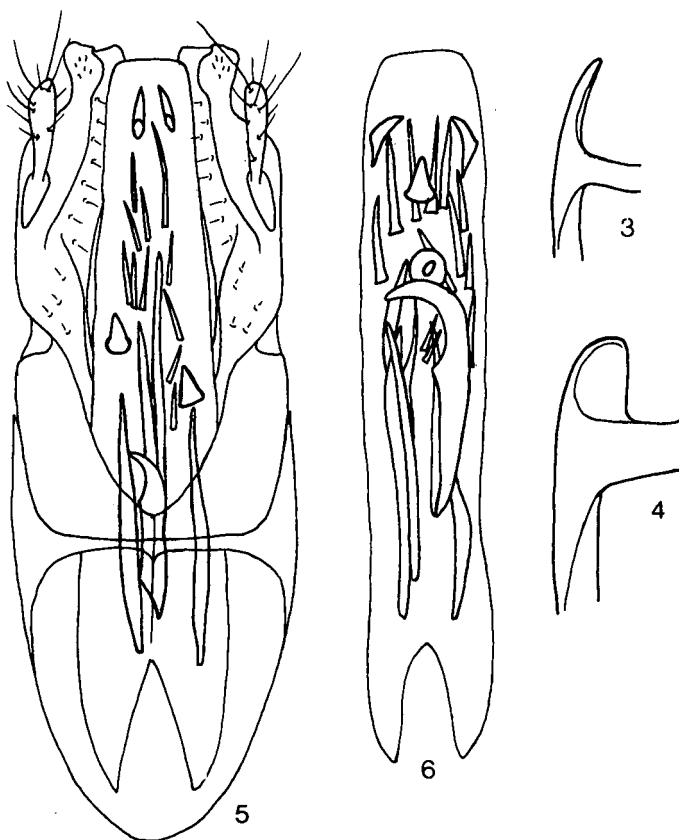
Figs. 1-2. Pronotum: 1. *Xyletinus fimetarius* Wollaston, Lanzarote; 2. *X. holosericeus* Wollaston, Tenerife.

ficant. Pubescence not very dense, not concealing integument. Eye distance 2.2-2.7 \times as long as eye diameter in δ , 2.7-3.0 \times in ♀ . Antennae slightly more (in δ) or slightly less (in ♀) than half as long as body, serrate, somewhat more strongly so in δ . Pronotum about 1.6 \times as broad as long; pattern of pubescence as in fig. 1. Elytra with fine and sharp striae and nearly flat interstriae with fine and dense transverse wrinkles. Micropunctures not very dense; hairs, uniseriate row of interstriae excepted, about 1/4 as long as breadth of interstria. Metasternum with median furrow. Genital segment apically with a narrow, inwards slightly curved process on each side (fig. 3). Inner armature of internal sac (fig. 5) in addition to nume-

rous denticles (omitted in the figure) with about 20 spines of varying size and form, one basal spine being distinctly curved at apex.

B i o l o g y. Breeding in dry faeces of various mammals such as goat, horse, camel, and also man. Occasionally caught in sweeping the vegetation. One specimen picked from a shrub of *Asteriscus* (IMCN). Label records are from February to December and adults probably occur all the year.

G e o g r a p h i c a l d i s t r i b u t i o n. Eastern Canary Is. (Gran Canaria, Fuerteventura, Lanzarote) and Southwestern Morocco. The present record are from the lower scrub-



Figs. 3-6. 3. Apical process of genital segment of *Xyletinus fimetarius* Wollaston, Lanzarote; 4. id. *X. holosericeus* Wollaston, Tenerife; 5. Aedeagus *X. fimetarius*, Lanzarote; 6. Penis *X. holosericeus* Wollaston, Tenerife.

zone with highest levels in the top-zones of Fuerteventura and Lanzarote (fig. 7).

Xyletinus (Calypterus) holosericeus (Wollaston).

Figs. 2, 4, and 6.

Notiomimus holosericeus Wollaston, 1861: 17 (nec Duftschmied 1854, according to Gottwald; closer information about the reference missing).

Xyletinus wollastoni Gottwald, 1977: 162.

Type area: Canary Is., La Palma.

Type material: holotype, no locality label but mount with green ink-line.

Non-typical material examined: La Palma (1), Tenerife (40), Morocco (2) Tanger and Rabat, ZMU. The latter specimens, determined as *bucephalus* (Illiger), are

quite similar to *holosericeus*. This would mean that the latter species is a junior synonym of the former which was predicted by ESPAÑOL, 1964: 112. No type of *bucephalus* has been examined, however.

Description. Very similar to the foregoing but differing in the following respects. Length 2.4-4.2 mm. Pubescence more conspicuous, largely concealing integument. Head not or hardly darker than pronotum. Underside brownish. Eyes larger on average, eyes separation 1.8-2.3× as long as eye length in ♂ and 2.3-2.7× in ♀. Submedian hairs of second third of pronotum pointing backwards (fig. 2). Micropunctuation and pubescence of elytra much denser, hairs mostly nearly half as long as width of in-

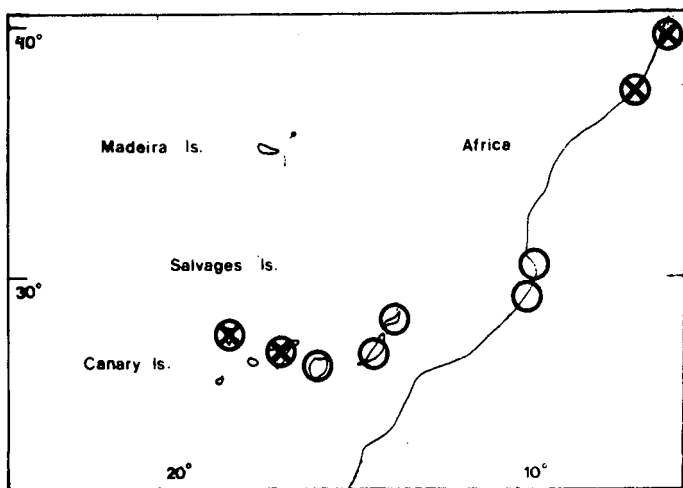


Fig. 7. Distribution of *Xyletinus fimetarius* Wollaston (circles) and *X. holosericeus* Wollaston (circles with cross).

terstriae and also coarser, in alternate interstriae 3-7 converging backward causing interstriae to appear slightly raised. Apical processes of genital segment (fig. 4) appearing broader. Armature of inner sac more strongly developed; apical portion of curved basal spine longer and more strongly hooked (fig. 6).

Biology. Quite similar to that of *fimicola*. Also captured in lighttrap (1) IEE.

Geographical distribution. Western Canary Is. (La Palma, Tenerife). Northwestern Morocco (fig. 7).

As it seems the area is different from that of *fimicola* in the Canaries, perhaps also in Morocco. If it is assumed that *holosericeus* is the same species as *bucephalus* it would reach Casablanca (KOCHER, 1956: 124). Specimens from a more southwestern locality Ait-Melloul, dans le Sous (near Agadir) are reported by Kocher to be "légèrement différents". Perhaps they belong to *fimicola*.

Paraxyletinus lineatus (Wollaston), nov. comb.

Notiomimus lineatus Wollaston, 1867: 108.

Xyletinus lineatus, (?) *Lasioderma*, Pic 1912.

Type area: Cape Verde Is.: S. Vicente.

Type material: lectotype ♀ (here designated), without locality label but with right lower corner of mount inked red.

One more type was recorded by the author but it has not been refound.

Description. Closely related to the type-species of the genus. *P. israelsoni* Español. As in that species only the three outermost puncture-series are more or less clearly distinguishable. Length 4.4, breadth 1.7 mm. Elytra comparatively short 1.85 X as long as broad and 2.5 X as long as prothorax ♂ unknown.

Biology. Obtained from a dead Euphorbia.

Lasioderma haemorrhoidale (Illiger).

Anobium haemorrhoidale Illiger, 1807: 17, nov. syn.

Type area: Portugal.

Type material not examined.

Non-typical material: Peninsular Spain (2) IMCN.

Notiomimus punctulatissimus Wollaston, 1867: 17, nov. syn.

Type area: Southern Gran Canaria.

Type material: holotype, female, without locality label but with blue ink-line on mount.

Non-typical material examined: Gran Canaria (3) GI.

Lasioderma punctulatissimus Pic, 1912.

Biology. My specimens were swept from the vegetation.

Geographical distribution. Mediterranean region, Canary Islands.

BIBLIOGRAPHY

- ESPAÑOL, F., 1964. Notas sobre anobidos XI. *P. Inst. Biol. Apl.*, 37. 95-121.
- GOTTWALD, J., 1977. Die paläarktischen Xyletinus-Arten (Coleoptera, Anobiidae). *Acta ent. bohemoslov.*, 74: 158-177.
- ILLIGER, J.C.W., 1807. *Magazin f. Naturkunde*, 6: 18. (Not seen).
- KOCHER, L., 1956. Catalogue commenté des Coléoptères du Maroc. IV. *Trav. Inst. Sci. Chériefien* ser. Zoologie 11: 1. 136 pp.
- PIC, M. 1912, Anobiidae. In: *Coleopterorum Catalogus* 48. Berlin. 92 pp.
- WOLLASTON, T.V., 1861. On the Anobiidae of the Canary Islands. *Ann. Mag. Nat. Hist.*, 7 (3): 11-19.
- 1867. *Coleoptera hesperidum*. London. 285 pp.